



This project is co-funded by
the European Union

APPROVED
in Projects Monitoring Committee meeting
on 29 August 2023

Production of Statistical Information for the New EU Initiatives Programme Annual Report 2022

Contents

Abstract	1
Abbreviations	2
Launched Grant Projects	3
Active Grant Projects	7
Completed Grant Projects	9
Grant Project Resources	11
Funding	11
Manpower and Time Consumption	12
Grant Projects Undertaken in 2022 Final Reports Whereof Were Submitted to Eurostat	15

Abstract

In 2022, within the framework of *Production of Statistical Information for the New EU Initiatives* programme, various activities were performed in **38** grant projects (**14** new projects were launched, **16** projects were completed (**13** final reports were submitted), and **11** proposal applications were submitted to Eurostat.

In 2022 CSB spent **EUR 800 978** on various grant projects, moreover 79.1 % of the expenses went on remuneration as the projects engaged 205 employees.

The grant project works carried out during the reporting year met the objectives set and the results defined were achieved.

Abbreviations

CAWI	computer assisted web interviewing
CIS 2020	Community Innovation Survey 2020
COICOP 2018	UN Classification of Individual Consumption According to Purpose
CPI	Consumer Price Index
CSB	Central Statistical Bureau of Latvia
DG ECFIN	Directorate-General for Economic and Financial Affairs
EBS Regulation	Regulation of the European Parliament and of the Council on European business statistics
ECOICOP	European Classification of Individual Consumption According to Purpose
EEA	European Economic Area
ESA 2010	European System of National and Regional Accounts
ESS MH	European Statistics System Metadata Handler
ESS	European Statistical System
EU	European Union
Eurostat	statistical office of the European Union
EU-SILC	European Union statistics on income and living conditions
GDP	gross domestic product
GNI	gross national income
HBS	Household Budget Survey
HICP	Harmonised Index of Consumer Prices
IEA	International Energy Agency
LFS	Labour Force Survey
MD ISDMS CASIS	Metadata-Driven Integrated Statistical Data Management System – Computer Assisted Survey Information System
NA	National Accounts
NACE	Statistical Classification of Economic Activities in the European Community
OECD	Organisation for Economic Co-operation and Development
PPPs	purchasing power parities
UNECE	United Nations Economic Commission for Europe
VAT	value added tax

Launched Grant Projects

In 2022 CSB received 23 calls for proposal in the major EU topics and areas of action. Based on the project objectives and CSB priorities, CSB specialists applied for 11 projects and did not apply for 12 projects because:

- project on the topic is currently or was prior undertaken in the CSB;
- CSB does not produce the data mentioned in the call;
- of the lack of resources needed for the project activities.

In 2022 CSB launched **14** grant projects in various statistical domains, e.g., business statistics, social statistics, macroeconomic statistics, agricultural and environment statistics, business tendency, and territorial statistics. The report lists some of the projects launched in 2022 and having major importance in the development of statistical production.

1. Population and Housing Census (G-21.07)

Objective

Development of procedures and technical solutions enabling dissemination of selected topics of the 2021 Population and Housing Census geocoded to a 1 km² grid, production of the data and uploading thereof to Eurostat CensusHub as well as uploading of the respective metadata to the European Statistics System Metadata Handler (ESS MH).

Actions planned and results

Aiming to produce data geocoded to a European 1 km² grid and meet the requirements set out in the Regulation (EU) 2018/1799, the project covered the following activities:

- development of thirteen initial 1 km² grid files on six topics;
- work on ensuring required data confidentiality in each dataset, considering the differences in the European and Latvian grid;
- assessment of data quality in each dataset;
- development of metadata specific for the 1 km² grid based on the provisions set out in the Annex III to the Regulation (EU) 2018/1799;
- production of final grid data and transmission thereof to Eurostat;
- production of the reference metadata and uploading thereof to ESS MH.

The activities resulted in transmitting thirteen files with Latvian 2021 Census results geocoded to a European 1 km² grid as well as reference metadata to Eurostat.

2. Analysis of the Collected Data by Latvia and Exchanged Micro-Data by the EU Countries (ITGS) (G-21.08)

Objective

Introduction, identification, description, and analysis of the largest foreign trade data asymmetries between the EU imports data collected from the CSB Intrastat respondents and exports microdata received from the EU countries. The project contributed to improvement of the intra-EU trade data quality within the framework of micro data exchange.

Actions planned and results

The data were prepared for analysis (by combining microdata collected by CSB and received from EU countries).

Harmonized System sections and Combined Nomenclature 8-digit codes were selected, and the goods causing the greatest asymmetry with the foreign trade data from each of the EU partner countries were analysed.

The data asymmetry analysis resulted in finding and describing causes for data inconsistencies, improvement of the foreign trade of goods data quality, and identification of ways to prevent data inconsistencies in the future.

3. *Data Collection for City and Subnational Statistics (G-21.09)*

Objective

Production of high-quality comparable statistics for functional urban areas, provision of the respective reference metadata, conduction of the survey on quality of life, and raising awareness about regional statistics.

Actions planned and results

To collect reliable and comparable data on demography, ethnicity, household structure, housing, health, crime, labour market, labour status, access to education and training, educational attainment, waste, tourism, recreation and culture in Latvian functional urban areas (based on the OECD breakdown).

To conduct the European Commission survey on quality of life in nine largest cities.

To raise awareness about national statistics by improving the relevant official statistics portal section, organising a meeting with interested parties, and getting feedback from the meeting participants.

4. *ESA2010 and BPM6 Implementation, Quality Improvements, and Execution of the GNI Control Cycle (G-21.12)*

Objective

Preparation of quarterly sector reports based on ESA 2010, description of calculation methods and data sources used for the quarterly sector accounts based on the ESA 2010 methodology. The description is aimed at providing users with metadata describing quarterly sector accounts and the respective data collection process, and it also guarantees that the data produced by the CSB meet the ESA 2010 definitions and guidelines.

Actions planned and results

The quarterly sector accounts inventory will be based on the Eurostat standardized structure and the results acquired will be disseminated on the Eurostat website and national official statistics portal.

The interim report will document organizational aspects, data publication, revision, and seasonal adjustment policies; the final report will include a complete description of the calculation methods and list quarterly sector accounts data sources the structure and contents whereof will be developed based on Eurostat recommendations. The description will be published on the Eurostat website and official statistics portal.

5. Statistics for the European Green Deal (G-22.01)

Objective

Production of 2017–2021 statistics for registered electric and plug-in hybrid electric vehicles (at the level of municipalities and economic activities/households), vehicle mileage (km, at the level of economic activities/households), electricity consumption in road transport (at the level of economic activities/households, with additional development of calculation methodology), locations of charging stations in Latvia (with additional illustrative map at municipality level) as well as development of scenarios for the transition from fossil to renewable fuels (showing the prospective number of electric cars, number of charging stations needed, and electricity possibly consumed up to 2030).

Actions planned and results

New tables were produced, namely, showing the number of electric vehicles registered in Latvia in 2017–2021 by economic activity/household and municipality as well as showing mileage of electric vehicles and plug-in hybrid electric vehicles by economic activity/household.

A map with locations of charging stations (2017–2021) was drawn up and a scenario for transition from fossil to renewable fuels in mobility was developed.

A methodology for calculating electricity consumption in transport at the level of economic activities/households was developed.

Information about the development of electric transport sector was communicated to wider society and interested parties.

6. Business and Consumer Surveys: Industry Survey (G-22.02), Construction Survey (G-22.03), Retail Trade Survey (G-22.04), Service Survey (G-22.05)

Objective

Provision of data meeting Joint Harmonised EU Programme of Business and Consumer Surveys.

Actions planned and results

Such surveys within the framework of grant projects are carried out each year to acquire business variables characterizing situation in a certain sector and can be used for short-term forecasts. The variables obtained are regularly transmitted to DG ECFIN (where they are used to calculate common EU and euro area variables) as well published on official statistics portal.

7. PPPs Data Collection 2023 (G-22.06)

Objective

Provision of basic PPPs 2023 variables.

Actions planned and results

To collect the data provided for in the project by conducting surveys on consumer prices, rental agencies, capital goods prices, hospital prices, or other surveys (GDP weights, VAT data, survey on wages of employees in the public sector, housing rent data).

To update description of the data sources and methods used in PPPs calculation (inventories).

Benefit of the obtained data for Latvia – purchasing power parities are calculated and it is possible to make comparisons with other European countries. PPPs are spatial deflators and currency converters that smooth out differences in price levels across countries thus allowing volume comparisons of GDP components.

PPPs allow to measure value of the currency used in a country's economy based on the amount of goods and services that can be bought with the given country's currency.

8. Statistics on the Usage of Information and Communication Technologies 2023 and 2024, Data Collection on ICT Usage in Households and by Individuals 2023 and 2024 (G-22.08.1, G-22.08.2), Data Collection on ICT Usage and E-Commerce in Enterprises 2023 and 2024 (G-22.09.1, G-22.09.2)

Objective

Production of comparable, reliable and representative statistics for information and communication technologies (ICT) usage in households and enterprises.

Actions planned and results

It has been planned to conduct two surveys: European study on the ICT usage and e-commerce in enterprises and European study on ICT usage in households coordinated by Eurostat and carried out in all EU and EEA countries, which means that the data obtained are comparable across countries.

The survey results are used to calculate several composite indicators:

- Digital Economy and Society Index (DESI) which compiles indicators on Europe's digital performance and tracks the progress of EU countries;
- Digital Intensity Index (DII) which reflects the degree of digitization in enterprises;
- Digital Skills Index (DSI) which measures digital skills of the population.

9. Labour Domain – LFS Statistical Infrastructure Under IESS – LFS 2023 Module – Improvements of Labour Market Statistics Collected from Businesses (LMB) (G-22.10)

Objective

Development of the 2023 module on pensions and labour market participation, subsequent data collection, compilation, and transmission of the results to Eurostat; higher LFS response rate.

Actions planned and results

Actions planned under Activity 1:

- development and cognitive testing of module questionnaire;
- evaluation of the questionnaire and development of its final version;
- development and testing of data entry software, training of interviewers;
- data collection, compilation, and analysis of the results acquired as well as transmission thereof to Eurostat.

Actions planned under Activity 2:

- making comics and videos publicising LFS results;

- making Christmas cards and sending them to LFS respondents.

Results achieved:

- module results meeting the required methodology were transmitted to Eurostat;
- comics allowing to promote CAWI and remote work were publicised;
- videos about young people and remote work were made;
- Christmas cards expressing gratitude to respondents were made and sent.

10. Income and Living Conditions Domain – SILC Statistical Infrastructure Under IESS – SILC 2023 Module (G-22.12)

Objective

Production of EU-SILC 2023 module variables and transmission thereof to Eurostat; organisation of a promotional campaign allowing to achieve higher EU-SILC response rate; cognitive testing of EU-SILC 2024 module questionnaire.

Actions planned and results

To conduct EU-SILC 2023 survey allowing to collect data for a 3-year rolling module on labour market and housing and a 6-year rolling module on intergenerational transmission of advantages and disadvantages, housing difficulties and energy efficiency as well as module on the impact of COVID-19 and to transmit the data to Eurostat.

To run EU-SILC advertising campaign (in regional press, on TV and radio) inviting people to participate in the survey as well as to send thank-you cards to respondents who took part in the survey.

To conduct cognitive testing of EU-SILC 2024 6-year rolling module on access to services.

Active Grant Projects

In 2022, 38 projects of the grant scheme were undertaken in the CSB.

Figure 1 Active projects by statistical domain (2022)

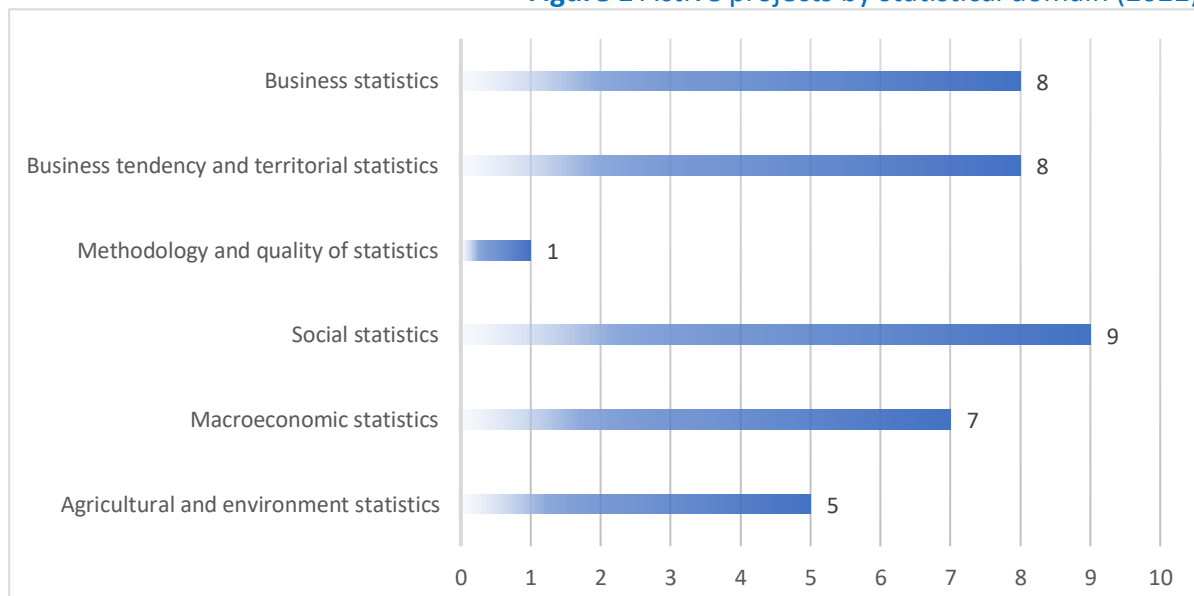


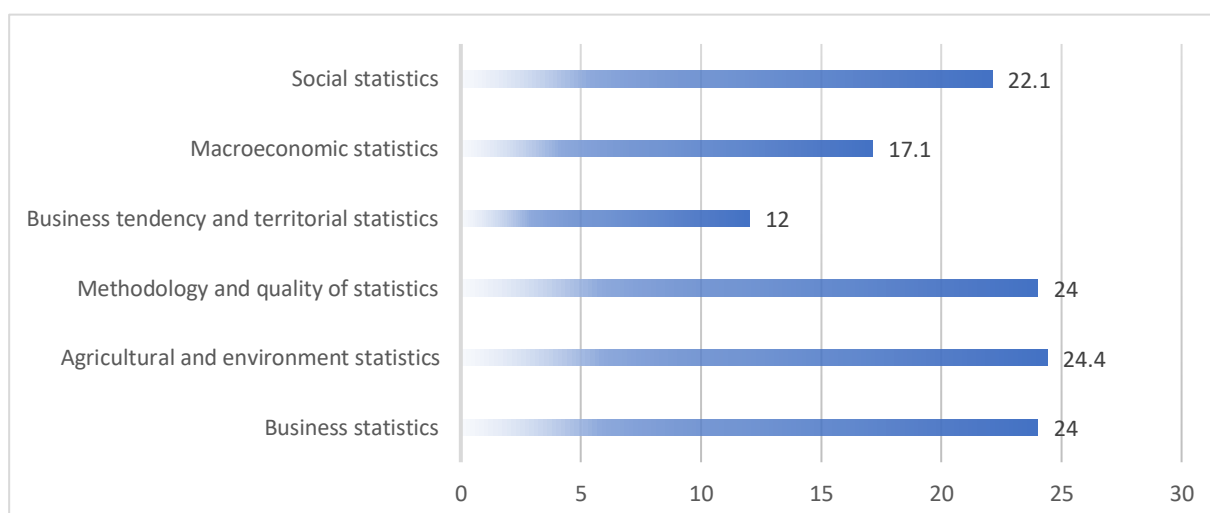
Table 1 Number of active projects by statistical domain (last five years)

Domain	Active projects				
	2018	2019	2020	2021	2022
Social statistics	9	9	9	8	9
Business statistics	10	8	7	6	8
Price statistics	4	3	3	-	-
Business tendency and territorial statistics	10	10	10	9	8
Dissemination of statistics	1	-	-	-	-
IT	-	2	1	-	-
Macroeconomic statistics	3	5	6	11	7
Regional and urban statistics	3	-	-	-	-
Agricultural and environment statistics	9	5	6	5	5
Mathematical statistics	2	2	1	-	-
Methodology and quality of statistics	-	2	2	1	1
TOTAL	51	46	45	40	38

In business tendency and territorial statistics, within the framework of grant projects, surveys are carried out annually thus allowing to acquire business tendency variables characterizing situation in sectors such as industry, construction, retail trade and services and make short-term forecasts. The variables acquired are regularly sent to DG ECFIN for the calculation of common EU and euro area figures as well as published on the official statistics portal.

In social statistics, grant projects contribute to constant development of new and innovative data collection, mathematical analysis, and communication methods as well as give benefit to other stages of statistical production.

Figure 2 Average duration of active projects by statistical domain (months, 2022)



There are not many agricultural and environment statistics projects (only five), however all of them are large and are undertaken for 21–30 months.

Completed Grant Projects

In 2022, **16** grant projects were completed. The projects have contributed to the development of statistical production methods and processes as well as acquisition of new data and production of new statistics.

The **grant project *Integrated Farm Statistics 2020 (G-19.06)*** served as a source of information on the current state of affairs in agriculture of Latvia which will be used to analyse situation in Latvia as well as EU common agricultural policy planning and implementation. The Agricultural Census 2020 results were published on official statistics portal, and individual dataset as well as national methodological report were transmitted to Eurostat. Agricultural Census results are used when working on the Latvian agricultural policy (situational analysis and decision-making), EU agricultural and rural policy development and implementation, as well as to substantiate common agricultural policy reforms. The figures may also be used to assess impact of agricultural practices on the environment and climate change, quality and safety of agricultural products, as well as give regional, national and EU-level comparisons of agricultural activities.

The survey conducted under the **grant project *Passenger Mobility (G-19.16)*** resulted in a valuable information about mobility of Latvian people in 2021 which, together with 2017 survey results, was analysed by a sub-contracted expert who also assessed the COVID-19 impact on the mobility patterns and shared ideas for using survey results among transport/environment/urban planning professionals as well as policy makers, businesses, researchers, etc.

Within the **grant project *SILC Survey – Statistical Infrastructure Under IESS – 2021 Module (G-20.06)***, based on the latest Eurostat methodological guidelines, the annual variables of EU-SILC 2021 as well as those of the 3- and 6-year rolling modules (children health and healthcare, children-specific deprivation, living arrangements and conditions of children in separated and blended families) were collected. Aiming to increase response rate, an EU-SILC promotional campaign was conducted during the 2021 survey fieldwork (advertising in regional press) and survey 2022 fieldwork (videos about survey importance on social media). As a part of this campaign, MD ISDMS CASIS was supplemented with an additional mobile data collection method (CAWI-mobile module), moreover the module, apart from the EU-SILC survey, may also be used in other CSB surveys and projects. At the same time, some of the project activities were related to the latest EU-SILC quality report requirements regarding income data reconciliation between EU-SILC and NA.

Within the framework of the **grant project *PPPs Data Collection 2021 (G-20.07)***, an updated description of PPPs calculation data sources and methods (inventories) was prepared. Benefit of the obtained data for Latvia – purchasing power parities are calculated and it is possible to make a comparison with other European countries. PPPs are spatial deflators and currency converters that smooth out differences in price levels across countries thus allowing comparisons of GDP components. PPPs allow to measure value of the currency used

in a country's economy based on the amount of goods and services that can be bought with the given country's currency.

Grant project LFS – Statistical Infrastructure Under IESS – 2021 Module (G-20.09) contributed to building a new design sample for 2021–Q2 2022, introduction of wage imputation method, revision of unemployment monthly estimate time series, development of a tool for evaluating quality of the estimates produced, collecting information on labour market situation of immigrants and their immediate descendants (which will be comparable with the results acquired in other EU countries), as well as making recommendations for a draft questionnaire of 2026 module on digital platform work used when conducting pilot survey in 2022.

Under the **grant project Gender-Based and Interpersonal Violence Survey (Full Implementation) (G-20.10)**, in 2021–2022 Latvia for the first time conducted gender-based violence survey covering both men and women in different age groups. The key survey results were published on the official statistics portal. The results were also published in a collection of statistics, press releases, and social media (as an infographic).

Within the framework of the **grant project Global Value Chains – International Sourcing Survey (G-20.11)** a survey on global value chains – international sourcing was carried out, and experimental statistics for global value chains was published on the official statistics portal for the first time.

The **grant project Capital Stocks and Consumption of Fixed Capital (G-20.12)** contributed to comparability of consumption of fixed capital and fixed asset capital stocks at the level of all overall economy, institutional sectors, and industries. During the project, quality of both collected data and methods used was improved, the parameters correspond to ESA 2010 and the latest estimates made by the ad hoc group for fixed assets and capital depreciation based on the ESA 2010 recommendations.

The key objectives of the **grant project Statistics on Research and Development (R&D) and Innovation (G-20.13)** – to bring change through highlighting the role of R&D and innovation statistics in policy-making – were achieved. The project covered R&D survey and CIS 2020 preparatory works, data collection and validation, compilation of survey results, and production of datasets for the higher education, business enterprise and government sectors and CIS 2020. The project results give EU policy makers a deeper insight into Latvian R&D and innovation sectors as well as help assessing impact of the current policies on R&D and innovations much better. To present the optional R&D data and CIS 2020 results to the national interested parties, an infographic was prepared (in 2023 it will be published on the official statistics portal). The CIS 2020 results are also available in an informative leaflet *Innovations in Business Enterprise Sector 2018–2020* (in Latvian).

The **grant project EBS Regulation (EU) 2019/2152 Implementation: Methodology and New Data Requirements (G-20.15)** paid the main part in fulfilling EBS regulation requirements in structural business statistics and business demography statistics by ensuring systematic and regular data collection, additionally also a module for summary data validation and transformation (SBSVALID) with a production environment (import, validation, confidentiality functions, technical format arrangement and exporting) was developed.

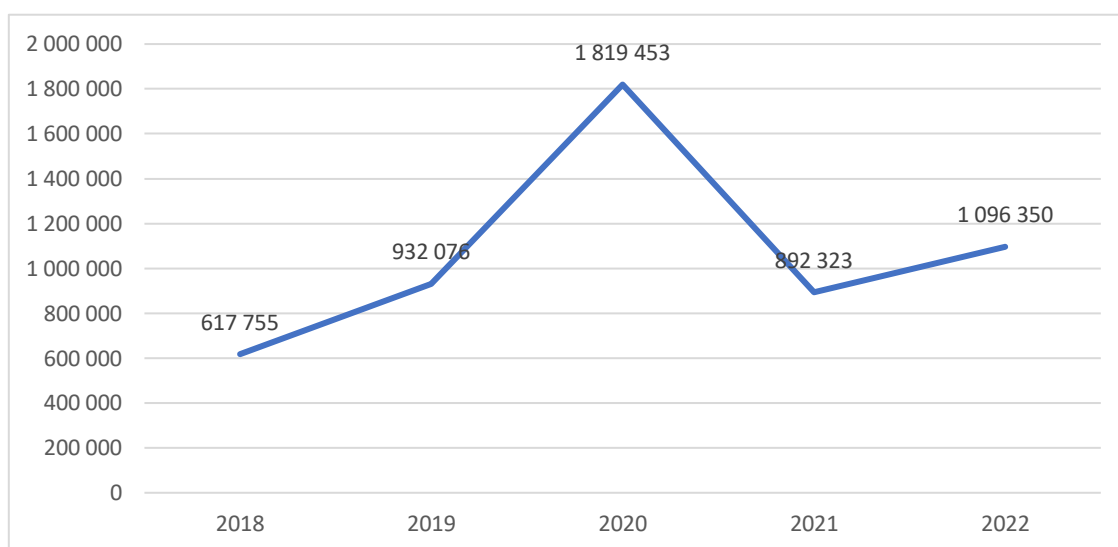
The **grant project *Feasibility Project on Digitalisation Issues in National Accounts (G-20.20)*** was mainly aimed at studying various Latvian digital intermediary platforms (mobility, accommodation, catering, etc.), harmonizing methods used to record digitization, as well as data quality improvement, i.e., registration of digital intermediary platforms and analysis of their impact on the NA. To achieve the aim, current Latvian methods used for the NA aggregates possibly affected by the platforms were analysed. The results from the research on the role of digital intermediary platforms in provision of accommodation services were discussed and shared. Moreover, the findings prior have been analysed in tourism statistics, while within the NA context it was done for the first time. As the traditional data collection methods do not cover digital intermediary platforms, a subcontractor was employed who collected the data with an ad hoc survey. The survey was based on a new international ad hoc group guidelines on digitization.

Grant Project Resources

Funding

In 2022 CSB concluded **9** grant agreements for the total value of **EUR 1 096 350¹**.

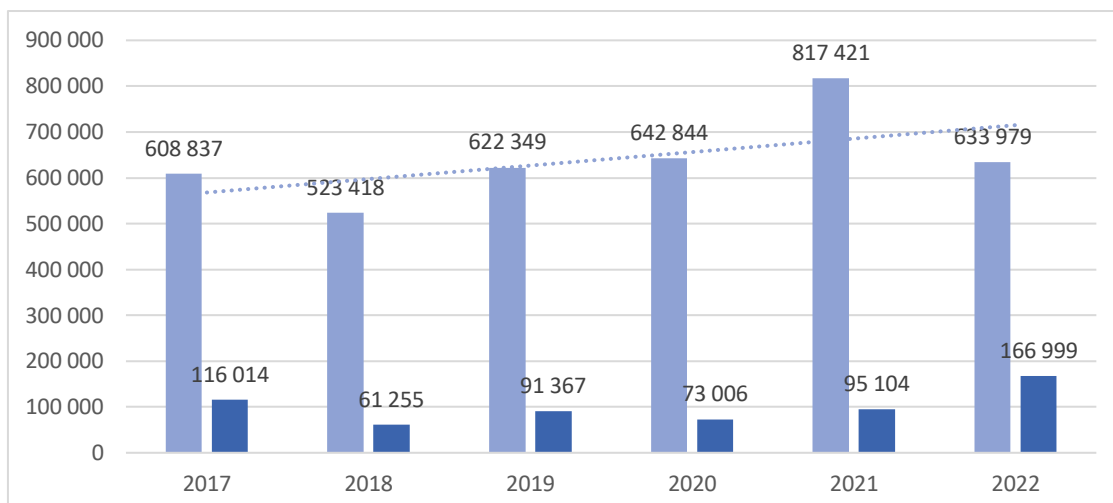
Figure 3 Value of concluded grant agreements (EUR, 2018–2022)



The actual CSB expenditure on grant projects amounted to **EUR 800 978** in 2022, the largest share of which (EUR 633 979) went on remuneration.

¹ Agreement value covers both European Commission funding and national co-funding (on average 10–50 % of the agreement amount) as well as estimated indirect costs (on average 7–30 % of the agreement amount).

Figure 4 Actual expenditure on grant projects by purpose (EUR, 2017–2022)

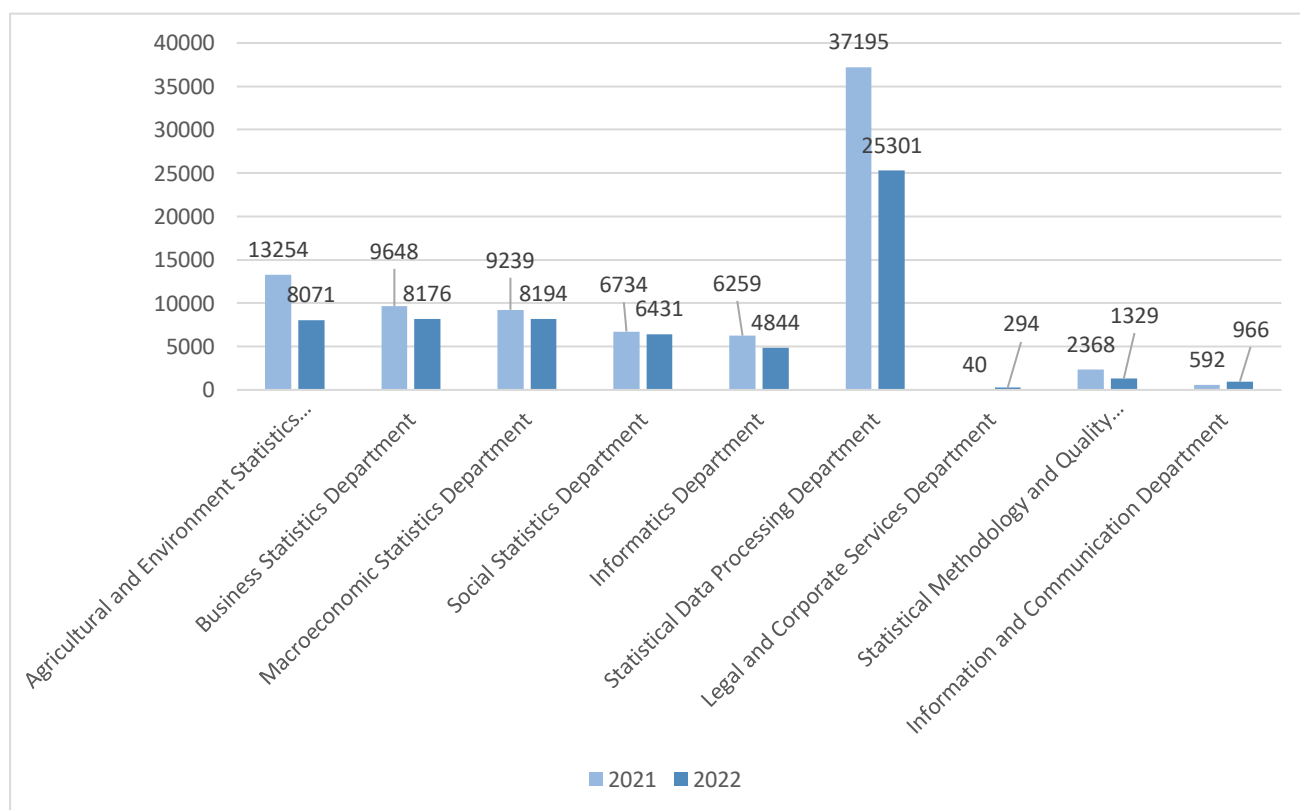


Compared to 2021, in 2022 actual expenditure on remunerations in grant projects reduced by 22 % while that on goods and services (due to IT and communication activities) grew by 93 %.

Manpower and Time Consumption

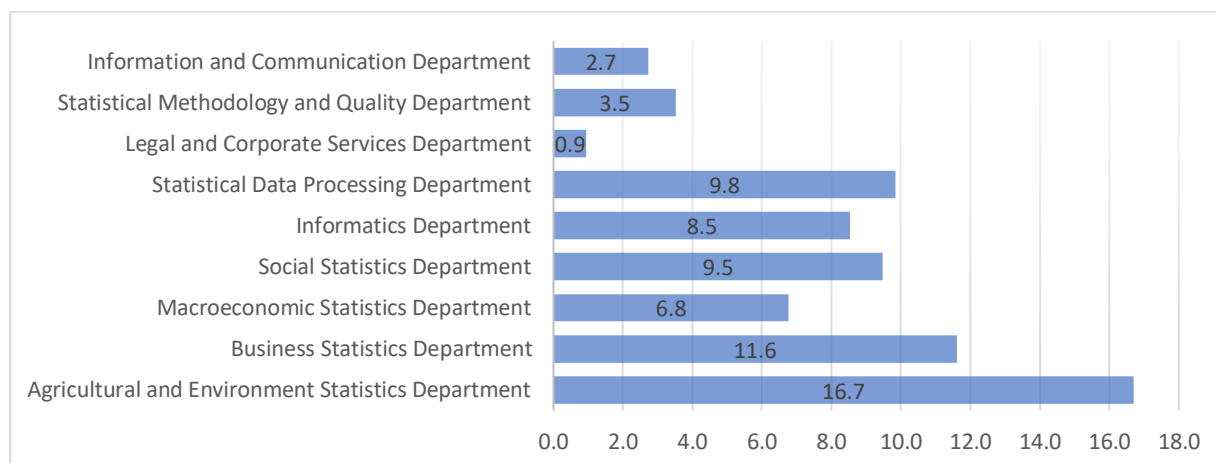
In 2022 grant projects engaged 205 CSB employees who spent a total of 63 606 hours on the project activities (9.4 % of all hours worked by the CSB staff). Compared to the year before, the total number of hours spent on projects has dropped by 25.4 %.

Figure 5 Actual hours worked on grant projects by structural unit (2021 and 2022)



The greatest number of hours on grant projects (25 301) was worked by the Statistical Data Processing Department employees, as they are working on the surveys planned within the projects (including are surveying respondents). Compared to the year before, the total number of hours spent by the department staff on projects has reduced by 31.9 %.

Figure 6 Share of hours worked on grant projects in the total number of hours worked by the respective structural unit (2022)



In the Agricultural and Environment Statistics Department, grant project activities related to integrated farm statistics, European Green Deal, and modernisation of Statistical Farm Register took 16.7 % of all hours worked by the department employees.

Table 2 Hours worked on grant projects (2022)

Project code	Project title	Actual hours worked
G-19.06	Integrated Farm Statistics 2020	2377
G-19.16	Passenger Mobility	2860
G-20.06	SILC Survey – Statistical Infrastructure Under IESS – 2021 Module	1952
G-20.07	PPPs Data Collection 2021	386
G-20.09	LFS – Statistical Infrastructure Under IESS – 2021 Module	619
G-20.10	Gender-Based and Interpersonal Violence Survey (Full Implementation)	2155
G-20.11	Global Value Chains – International Sourcing Survey	332
G-20.12	Capital Stocks and Consumption of Fixed Capital	1318
G-20.13	Statistics on Research and Development (R&D) and Innovation	579
G-20.15.2	EBS Regulation (EU) 2019/2152 Implementation: Methodology and New Data Requirements	1842
G-20.17.2	Data Collection on ICT Usage and E-Commerce in Enterprises 2022	3611
G-20.18.2	Data Collection on ICT Usage in Households and by Individuals 2022	8808
G-20.19.01	Modernisation of Agricultural Statistics. Activity 1: Pilot Study on the Use of Geospatial Information for Obtaining Statistical Data on Grassland Management	731
G-20.19.02	Modernisation of Agricultural Statistics. Activity 2: Development of Methodology for Modernisation of the Statistical Farm Register	1828

Project code	Project title	Actual hours worked
G-20.20	Feasibility Project on Digitalisation Issues in National Accounts	503
G-21.01	Business and Consumer Surveys: Industry Survey	1160
G-21.02	Business and Consumer Surveys: Construction Survey	568
G-21.03	Business and Consumer Surveys: Retail Trade Survey	672
G-21.04	Business and Consumer Surveys: Service Survey	761
G-21.05	PPPs Data Collection 2022	4780
G-21.06	Adult Education Survey (AES) 2022 – Statistical Infrastructure Under IESS	1049
G-21.07	Population and Housing Census	1165
G-21.08	Analysis of the Collected Data by Latvia and Exchanged Micro-Data by the EU Countries (ITGS)	1384
G-21.09	Data Collection for City and Subnational Statistics	8053
G-21.10	Labour Force Survey (LFS) – Statistical Infrastructure Under IESS – 2022 Module – 2022 Field-Test on Digital Platform Employment (DPE)	2915
G-21.11	Income and Living Conditions (ILC) – Statistical Infrastructure Under IESS – SILC 2022 Module – 2021 and 2022 Infra-Annual Data Collection	868
G-21.12	ESA2010 and BPM6 Implementation, Quality Improvements, and Execution of the GNI Control Cycle	434
G-22.01	Statistics for the European Green Deal	1860
G-22.02	Business and Consumer Surveys: Industry Survey	2040
G-22.03	Business and Consumer Surveys: Construction Survey	1106
G-22.04	Business and Consumer Surveys: Retail Trade Survey	1354
G-22.05	Business and Consumer Surveys: Service Survey	1500
G-22.08.1	Statistics on the Usage of Information and Communication Technologies 2023 and 2024. Data Collection on ICT Usage in Households and by Individuals 2023	184
G-22.09.1	Statistics on the Usage of Information and Communication Technologies 2023 and 2024. Data Collection on ICT Usage and E-Commerce in Enterprises 2023	388
G-22.10	Labour Domain – LFS Statistical Infrastructure Under IESS – LFS 2023 Module – Improvements of Labour Market Statistics Collected from Businesses (LMB)	840
G-22.12	Income and Living Conditions Domain – SILC Statistical Infrastructure Under IESS – SILC 2023 Module	624

The greatest number of actual hours was worked on the grant project *Data Collection on ICT Usage in Households and by Individuals 2022 (G-20.18.2)* – 8 808. Apart from that, also *Data Collection for City and Subnational Statistics (G-21.09)* (8 053 hours), *PPPs data collection 2022 (G-21.05)* (4 780 hours) and *Data Collection on ICT Usage and E-Commerce in Enterprises 2022 (G-20.17.2)* (3 611 hours) were large and labour-consuming projects conducted in 2022.

Grant Projects Undertaken in 2022 Final Reports Whereof Were Submitted to Eurostat

In 2022 final reports on **13** grant projects were drawn up and sent to Eurostat.

Table 3 Grant projects final reports whereof were sent to Eurostat in 2022

Project title	Project objective	Project result	Project ID. manager
<i>Integrated Farm Statistics 2020</i>	To conduct Agricultural Census 2020 and produce statistics for Latvian farms in line with the provisions of the Regulation 2018/1091 of the European Parliament and of the Council of 18 July 2018 on integrated farm statistics and provide policy makers and implementers as well as other national and international data users with high-quality and comparable information on farm structure, rural development measures, agricultural and environmental aspects.	<ul style="list-style-type: none"> - Information on the current state of affairs in agriculture of Latvia was acquired and will be used to analyse situation in Latvia and EU as well as for common agricultural policy planning and implementation. - Agricultural Census 2020 results were published on official statistics portal; individual dataset and national methodological report were transmitted to Eurostat. - Agricultural Census results may be used for reasonable assessment of the impact of agricultural practices on the environment and climate change, quality and safety of agricultural products, as well as give regional, national and EU-level comparisons of agricultural activities. 	G-19.06, Ilze Januska, Ilze.Januska@csp.gov.lv
<i>Data Collection for City and Subnational Statistics</i>	Compilation of high-quality and comparable data on the largest cities (Riga, Liepāja, Jelgava, Daugavpils) and functional urban areas thereof, provision of detailed metadata as well as development of a new population estimation method with an aim to produce high-quality territorial statistics.	<ul style="list-style-type: none"> - All available and estimated data (2019 and 2020) on Riga, Liepāja, Jelgava, Daugavpils and functional urban areas thereof were compiled and verified and together with the respective methodological information transmitted to Eurostat. - Population and migration estimation method was developed based on the Census 2021, population statistics after 2024, and national data user needs. 	G-19.10, Ance Svārups, Ance.Svarups@csp.gov.lv
<i>Growth and Productivity Accounts</i>	<p>Advancement of productivity variable publication at national and European level and compilation of annual labour and capital productivity variables based on the data included in the ESA 2010 data transmission programme, harmonised methodology, SIMS 2 framework.</p> <p>To promote national accounts-based productivity variables at national and European level and facilitate</p>	<ul style="list-style-type: none"> - Productivity variables compilation methodology and calculation process was developed based on NA data. - New labour and capital productivity variables were developed and published on the official statistics portal. Published datasets contain metadata meeting the SIMS 2 framework. - Productivity variables were promoted to the key national accounts data users, incl. National Productivity Council. National compilers of productivity variables also participated 	G-19.14, Inese Medne, Inese.Medne@csp.gov.lv

Project title	Project objective	Project result	Project ID. manager
	cooperation among interested parties.	<p>in four productivity ad hoc groups organized by Eurostat.</p> <ul style="list-style-type: none"> - Until now, CSB did not estimate and publish productivity variables (the only exception was gross domestic product per capita and per employed person), thus project contributed to the development of national accounts-based national productivity variables. 	
<i>Improvement of Timeliness of Energy Statistics</i>	Improvement of timely production and transmission of energy statistics allowing to transmit common IEA-Eurostat-UNECE annual questionnaires before the end of September instead of before 30 November as provided for in the Regulation No 1099/2008 on energy statistics.	<ul style="list-style-type: none"> - The received administrative data on electricity volume sold by electricity traders were analysed and quality of the data was assessed. - Information on natural gas flows within Latvia was analysed in detail. - Description of the Energy Balance of Latvia was drawn up, automated RStudio summary table developed, and the resulting estimates verified and analysed. - Annual energy statistics questionnaires were completed and transmitted before 30 September. 	G-19.15, Lāsma Černovska, Lasma.Cerno vska@csp.gov.lv
<i>Passenger Mobility</i>	Production of harmonised statistics for passenger mobility in Latvia based on Eurostat methodology and recommendations as well as grant project technical specification.	<ul style="list-style-type: none"> - Comparable statistics for passenger mobility in Latvia meeting the Eurostat Manual on Passenger Mobility Statistics recommendations was produced. - In addition, project methodology and results were summarised based on the project requirements. 	G-19.16, Dita Zemīte, Dita.Zemite@csp.gov.lv
<i>SILC Survey – Statistical Infrastructure Under IESS – 2021 Module</i>	<ul style="list-style-type: none"> - Collection of data for EU-SILC 2021 modules and transmission thereof to Eurostat - Higher EU-SILC survey response rate. - Development of CAWI-mobile application software. 	<ul style="list-style-type: none"> - Annual EU-SILC 2021 variables as well as those of the 3- and 6-year rolling modules (children health and healthcare, children-specific deprivation, living arrangements and conditions of children in separated and blended families) were collected in line with the latest Eurostat methodological guidelines. - EU-SILC promotional campaign was conducted during the 2021 survey fieldwork (advertising in regional press) and during the survey 2022 fieldwork (video on social media). A half (50%) of the EU-SILC survey respondents received target-oriented leaflets. - The results acquired were analysed and response rate among respondents who received the leaflet was compared to that of respondents who did not. 	G-20.06 Viktors Veretjanovs

Project title	Project objective	Project result	Project ID. manager
		<ul style="list-style-type: none"> - MD ISDMS CASIS was supplemented with an additional module (CAWI-mobile), moreover the CAWI-mobile version developed, apart from the EU-SILC survey, may also be used in other CSB surveys and projects. 	
<i>PPPs data collection 2021</i>	<p>The overall objective of the Eurostat/OECD Purchasing Power Parity (PPP) Programme is to provide users with high-quality purchasing power parity variables and related economic indicators. The project was aimed at providing Eurostat with high-quality and comparable basic information that may be used in PPP calculations.</p>	<p>For PPP calculations, basic information is provided on:</p> <ul style="list-style-type: none"> - consumption of households (five different household consumer price surveys and housing rent indicators survey); - government consumption (wages and salaries of public sector employees, hospital services variables); - gross fixed capital formation (survey on prices of machinery and equipment, survey on prices of construction projects), <p>as is a detailed structure of GDP expenditure and other supporting information.</p>	<p>G-20.07, Baiba Alksnīte, Baiba.Alksnite@csp.gov.lv</p>
<i>LFS – Statistical Infrastructure Under IESS – 2021 Module</i>	<p>Implementation of the project activities ensuring LFS compliance with the Regulation (EU) 2019/1700 of the European Parliament and of the Council establishing a common framework for European statistics relating to persons and households, based on data at individual level collected from samples, as well as Commission Delegated Regulation (EU) 2020/256, Commission Implementing Regulations (EU) 2019/2181, 2019/2240, 2019/2241 and 2020/1642.</p>	<ul style="list-style-type: none"> - To reduce LFS non-response and attract respondents, CSB invitational letters, leaflets, e-mail letters, and text messages were redesigned. - Survey results were visualised on social media and regional press. - 2022 module job skills variables were collected based on the requirements of the Commission Implementing Regulation (EU) 2020/1642 and will be comparable with other EU countries. - The data collection methods used to acquire information for the 2026 module on digital platform work were tested in a pilot survey and the results acquired were transmitted to Eurostat. 	<p>G-20.09, Zaiga Priede, Zaiga.Priede@csp.gov.lv</p>
<i>Gender-Based and Interpersonal Violence Survey (Full Implementation)</i>	<p>Implementation of a survey on gender-based violence in Latvia based on the Eurostat questionnaire and methodology.</p>	<ul style="list-style-type: none"> - Within the project, in 2021–2022 Latvia for the first time conducted gender-based violence survey covering both men and women in different age groups. The key survey results were published on the official statistics portal, in a collection of statistics, press releases, and social media (infographic). 	<p>G-20.10, Kalvis Okmanis, Kalvis.Okmanis@csp.gov.lv</p>

Project title	Project objective	Project result	Project ID. manager
<i>Global Value Chains – International Sourcing Survey</i>	Conduction of the <i>Global Value Chains – International Sourcing Survey</i> to assess regular data collection based on the EBS Regulation requirements as well as provision of the survey results for the analysis of global value chains.	<ul style="list-style-type: none"> - The national version of the <i>Global Value Chains – International Sourcing Survey</i> was prepared. - <i>Global Value Chains – International Sourcing Survey</i> results were reported at the level of NACE Rev. 2 B–N. - Survey methodology was improved. - Possibility of regular data collection (based on EUS Regulation) was assessed. 	G-20.11, Ilona Kallione, Ilona.Kallione@csp.gov.lv
<i>Price Statistics</i>	To get prepared for the implementation of COICOP 2018 in three domains – HBS, NA, CPI.	<ul style="list-style-type: none"> - National correspondence table (matrix) between ECOICOP and COICOP 2018 was created based on HBS 2019 data. - Final consumption expenditure of NA households for 2019 according to COICOP 2018 was recalculated. - NA and HBS data were evaluated and compared according to the new classification from CPI/HICP aspect. - Within the framework of the existing CPI/HICP compilation system, an IT solution was developed to carry out index calculations according to the new classification. - Historical time series of CPI/HICP meeting COICOP 2018 classification were calculated, and the results were compared with official indices. 	G-20.16, Natalja Dubkova, Natalja.Bubkova@csp.gov.lv
<i>Business and Consumer Surveys: Industry survey</i>	To ensure data according to Joint Harmonised EU Programme of Business and Consumer Surveys.	- Such surveys within the framework of grant projects are carried out each year allowing to acquire business variables characterizing situation in a certain sector and can be used for short-term forecasts. The variables obtained are regularly transmitted to DG ECFIN (where they are used to calculate common EU and euro area variables) as well published on official statistics portal.	G-21.01, G-21.02, Madara Liepiņa
<i>Construction Survey</i>			G-21.03, G-21.04, Ieva Vanaga, Ieva.Vanaga@csp.gov.lv
<i>Business and Consumer Surveys: Retail trade survey</i>			
<i>Service survey</i>			

Programme Manager

Head of Resources Planning, Analysis and Coordination Section

Egija Biete

Inga Ābrāma