

Annual report 2012





INTRODUCTORY WORDS



Dear Reader,

We have developed and hereby offer for your evaluation our annual contribution in the field of statistics. It provides information to our collaboration partners in Latvia and abroad, to each member of the society interested in the events taking place in various areas of statistics characterizing economic, demographic, social and environmental phenomena and processes.

One of main tasks last year was processing of Population and Housing Census 2011 data and preparation thereof for publishing. By improving quality of statistical data and ensuring their compilation and processing, in 2012, we have implemented National Programme of Statistical Information, conducted new surveys, improved calculation methods as well as data collection and processing methodology, have engaged in international cooperation activities, accomplished projects of the EU initiative in ensuring statistical information, as well as have been active in scientific area and have organized international seminars on issues regarding statistical theory and practice.

Since 2004, Latvia is a member of the ESS; consequently, we have fully accepted the obligations arising from the participation in it, are fulfilling them now and will strive to do that also in the future. During the last years, Europe and the rest of the world witnessed significant changes, including economic recession and return to the growth. We are constantly working on the CSB development to make it the leading highly-professional and up-to-date statistical institution, which produces adequate official statistics. We emphasise that the role of Central Statistical Bureau as the leading statistical body should be supported and the use of administrative data sources in collection of statistics should be increased.

Last year, we implemented elaboration forerun in statistical legislation area and made arrangements for the next Population and Housing Census 2021. In 2013, we will continue this work.

With an aim to ensure that quality of statistics is as high as possible, we are improving legislation according to ESS development directions, requirements of Statistical Regulation and Code of Practice. Therefore, until the end of the year we are planning to finish development of Statistics Law Draft and send it to the Government and Saeima for approval.

Through this publication I would like to express my gratitude to all respondents for qualitative and well-timed provision of statistical data, as well as active support to our e-survey system. Of course, we also are taking care for reduction of administrative burden, have studied and are using administrative registers and data bases, as well as other information from nearly 50 countries stored and updated on a regular basis. However, for now employees of the CSB have to put additional efforts into ensuring that administrative data may be used for statistical purposes – to identify discrepancies, carry out additional calculations by adjusting administrative data to the definitions, etc.

We are constantly doing our best to improve collaboration with data users. In order to make free-of-charge statistical data more available we are publishing press releases, organizing press conferences, on Mondays updating information in Internet data bases, as well as offering visualization. The number of indicators available has grown significantly, moreover, now they are available in more detailed elaboration, data bases have been supplemented with new subjects.

Successful activity and further development of our institution undoubtedly is mainly based on our motivated, competent and well-educated employees, who are improving methodology, ensuring that work processes and methods are more efficient, developing use of information technologies, as well as participating in work groups and seminars in Latvia and abroad. I express my gratitude to everyone for faithful daily work, creative approach to duties and tasks as well as contribution to the institution development.

President of the
Central Statistical Bureau



CONTENTS, ABBREVIATIONS, MISSION



CONTENTS



<i>INTRODUCTORY WORDS</i>	1
<i>CONTENTS</i>	3
<i>ABBREVIATIONS</i>	4
<i>VISION, MISSION, VALUES AND CSB ACTIVITIES</i>	5
<i>CLASSIFICATION OF EVENTS</i>	7
<i>STATISTICAL DIMENSIONS</i>	12
<i>2012 – YEAR FOR ACTIVE AGEING</i>	21
<i>PROJECTS</i>	24
<i>INTERNATIONAL COOPERATION</i>	29
<i>COMMUNICATION WITH SOCIETY AND MASS MEDIA</i>	33
<i>PERSONNEL</i>	36
<i>FINANCIAL STATEMENT OF 2012</i>	40
<i>ACTIVITIES PLANNED</i>	42



ABBREVIATIONS

CAPI	– Computer Assisted Personal Interviewing
CATI	– Computer Assisted Telephone Interviewing
CAWI	– Computer Assisted Web Interviewing
COICOP	– Classification of Individual Consumption by Purpose
CSB	– Central Statistical Bureau
DCPC	– Data collection and processing centre
DG ECFIN	– Directorate-General for Economic and financial Affairs
EALU	– economic activity of local unit
EC	– European Commission
ECB	– European Central Bank
ESA	– European System of Accounts
ESS	– European Statistical System
ESSnet	– European Statistical System network
EU	– European Union
Eurostat	– Statistical Office of the European Union
EU-SILC	– European Union Statistics on Income and Living Conditions
GDP	– Gross Domestic Product
GNI	– Gross National Income
HBS	– Household Budget Survey
UN	– United Nations Organisation
HCPI	– Harmonised Consumer Price Index
ILO	– International Labour Organisation
Intrastat	– System for collecting information and producing statistics on the trade in goods between countries of the European Union
ISDAVS	– Integrated Statistical Data Management System
IT	– Information technologies
LRATC	– Latvian Rural Advisory and Training Centre
Ltd.	– Limited Liability Company
NACE Rev. 2	– Statistical Classification of Economic activities in the European Community
OECD	– Organisation for Economic Co-operation and Development
PSI	– Programme of Statistical Information
RSS	– Rural Support Service
SRS	– Sate Revenue Service
UNECE	– United Nations Economic Commission for Europe
USA	– United States of America

VISION, MISSION AND VALUES



MISSION

The main objective (mission) of the CSB is to provide domestic and foreign data users with timely, precise, complete, comprehensible and internationally comparable statistical information on the economic, demographic, social and environmental phenomena and processes, using contemporary solutions of information technologies and best practices in the field.

VISION

CSB is the main coordinator of statistical processes and producer of the statistical information in Latvia. The quality of information produced by the CSB corresponds to standards of the European Statistics Code of Practice. CSB data collection, processing and dissemination principles are appropriately documented, publicly available and entirely correspond to the international examples of best practice.

Within the process of data compilation the CSB applies data collection tools, alternative data sources, data processing methods and mathematical models, which enable the reduction of respondent burden.

User-friendly methods are applied for dissemination of statistical data – Internet has become the primary dissemination channel. Statistical information is supplemented with the quality reports.

The CSB experts are well-educated and can defend national positions and interests on international scale. Personnel training policy ensures rapid acquisition of new skills as well as facilitates improvement of current employee competences.

VALUES

The core value of the CSB is highly-educated, professional, quality- and goal-oriented personnel.



CSB building
at 1 Lāčplēša street, Riga



CSB ACTIVITIES



SOCIAL STATISTICS

Social development of the country and its administrative territories, demography, employment and wages, material welfare and living conditions, health, education and science.

PRICE STATISTICS

Prices and rates of consumer goods/services, industrial production and business services, inflation. Within the programme of international comparisons the CSB price statistics sections provide Eurostat with the information on prices.

BUSINESS STATISTICS

Business activities in Latvia, financial and structural indicators of enterprises, investments, production, real estate and information technologies, trade, industry and services.

MACROECONOMIC STATISTICS

Gross Domestic Product, System of National Accounts, government finances, government budget deficit and debt, foreign trade of Latvia.

AGRICULTURAL AND ENVIRONMENTAL STATISTICS

Agricultural production and structure of agricultural holdings, fishery, forestry, environment and energy resources, transport, tourism and communications.

CLASSIFICATION OF EVENTS





CLASSIFICATION OF EVENTS

JANUARY

- **January 18:** CSB announces key provisional results of the Population and Housing Census 2011.
- **January 20, Budapest (Hungary):** CSB president together with other participants of the work group on sponsorship on standardisation in a high-level meeting decides how ESS efficiency and quality may be improved to ensure that high-quality statistics is achieved through utmost effective means.

FEBRUARY

- **February 21-22, Riga:** statisticians from the Baltic States are analysing experience and solving problems in the field of business structural statistics and foreign affiliate statistics.
- **February 21:** Cabinet of Ministers examines report on progress and key results of the Population and Housing Census 2011.
Ministry of Economics is assigned to establish interdepartmental workgroup to develop suggestions for improvement of the forthcoming Population and Housing Census. In the Population and Housing Census 2021 all information should be acquired from the administrative registers and other databases.

- **February 27-26, New York (USA):** management of the CSB takes part in 43rd meeting of UN Statistical Commission.
- CSB holds EU institution – Eurostat, DG ECFIN and ECB – expert dialogue meeting in Latvia on government budget deficit and debt notification.

MARCH

- EU-SILC field work is started, surveying 6.5 thousand households and interviewing 13 thousand respondents aged 16 and over.

APRIL

- CSB launches population survey on transition from work to retirement.
- **April 2-6, Erevan (Armenia):** in meeting organised within the framework of the twinning project “Support to the National Statistical Service of the Republic of Armenia” country representatives are discussing introduction of Harmonised Index of Consumer Prices in Armenia in compliance with the EU methodology.

MAY

- **May 2-4, Geneva (Switzerland):** UN EEC and OECD national accounts experts in a group meeting are discussing methodology of the system of national accounts.



Press conference on 18 January 2012 – the key provisional results of Population and Housing Census 2011 have been announced!

Minister of Economics D.Pavļuts and CSB President A.Žigire

know your rights
use your rights



9 may europe day

Classification of events

- **May 10-11, Warsaw (Poland):** statisticians from Baltics and Poland are sharing experience in the implementation of purchasing power parity programme.
- **May 15-16, Pskov (Russian Federation):** expert meeting on differences in mutual foreign trade statistics.
- **May 17-18, Vilnius (Lithuania):** Baltic Steering Committee meeting; heads of statistical offices are evaluating mutual cooperation, identifying best practices and deciding on further tasks to be accomplished.
- **May 22-25, Geneva (Switzerland):** UN EEC/Eurostat holds a meeting on Population and Housing Census 2010/2011 methodology and experience gained.
- **May 29, Warsaw (Poland):** national experts are exchanging experience in the results of the Population and Housing Census, Central Statistical Office of Poland is presenting their experience in using CAWI, CATI and CAPI in the Census.
- **May 30 - June 1, Geneva (Switzerland):** UN EEC/ILO Consumer Price Index experts in conference are discussing House Price Index and price index processing methodology as well as analysing new methods for CPI calculation and price collection.
- **May 30 - June 1, Athens (Greece):** CSB experts in European conference are discussing quality in statistics.

JUNE

- **June 6-8, Paris (France):** 60th plenary session of the Conference of European Statisticians; in it CSB representatives are presenting report "Challenges for the next Population and Housing Censuses".
- **June 15:** CSB announces calculated number of population as of 01.01.2012 (considering non-registered emigration estimates), updates database with the recalculated data on Latvia resident population in compliance with the Population and Housing Census 2011 results.
- **June 19-20, Riga:** CSB is organising international workshop on coherence of statistical units and gives two presentations: on evaluation of EU regulatory enactments and results of local activity unit qualitative indicator analysis.

JULY

- **July 2-3, Riga:** CSB is organising meeting for high-level work group on sponsorship on standardisation; within it participants are discussing improvement of ESS efficiency and quality, development of priorities and common guidelines.



High-level meeting for work group on sponsorship on standardisation in Riga on July 2-3

Classification of events

- **July 11-13, Erevan (Armenia):** training on Harmonised Index of Consumer Prices; in it CSB experts are sharing experience with the price collectors, representatives from regional statistical institutions, Central Bank of Armenia and ministries

AUGUST

- **August 24-28, Valmiera:** workshop “Baltic-Nordic-Ukrainian Network on Survey Statistics”; presentation of scientific achievements, experience in researching statistical surveys, discussions on survey practice and theory, teaching and learning. Workshop engages 62 participants from 12 countries.

SEPTEMBER

- **September 3-4, Budapest (Hungary):** in high-level meeting of work group on sponsorship on standardisation CSB management participates in the decision-making regarding standard definition in the field of statistics, is discussing standard criteria, specifying statistical process and list of final result description.

- **September 5-7, Budapest (Hungary):** workshop on human resource management and training in statistical institutions; discussions on personnel planning and staff evaluation, by introducing knowledge management.

- **September 11-14, Kiev (Ukraine):** in high-level workshop “Governance of statistics” and in conference of International Official Statistics Association “Getting Our Messages Across – Strategies and Best Practices to Ensure the Use of Statistics in Decision Making” CSB president A.Žīgure in the first session presents report “Cooperation with stakeholders – an important direction of statistical activities”.

- **September 18:** with an aim to facilitate compliance of the national statistical system with the European Code of Practice, CSB is organising meeting with other national producers of European Statistics on European Code of Practice.

- **September 24-25, Prague (Czech Republic):** 98th Europe Steering Committee conference; Eurostat is presenting modernisation programme for further ESS.

OCTOBER

- **October 3-5, St. Petersburg (Russian Federation):** CSB management in UNO EEC/Rosstat high-level workshop is discussing modernisation of work in statistical institutions.

- **October 9-10, Riga:** Baltic Quality meeting; discussions on quality in statistics and experience of Statistics Estonia in introduction of euro.

World Statistics Day



With an aim to enhance prestige of statistical field and popularize achievements in statistics, on October 20

already **for the 2nd year in a row**, CSB is celebrating

WORLD STATISTICS DAY

Classification of events

- **October 17-19, Geneva (Switzerland):** UN EEC/Eurostat meeting on migration statistics; exchange of information on methods used when compiling, developing and publishing statistics on international long-term migration as well as on possibilities to improve calculation and quality of migration statistics.

NOVEMBER

- **November 2, Kocēni county:** CSB in social event “Novadu dienas” presents report “Results of Population and Housing Census 2011 in Latvia as a whole and each local government separately”.

- **November 2, Wiesbaden (Germany):** CSB management in a high-level meeting of work group on sponsorship on standardisation discusses communication directions – possible events, which would allow informing interested parties on progress in standardisation.

- CSB develops first new format publication "Elderly population in Latvia".

- **November 21-23, Riga:** representatives from Palestinian Central Bureau of Statistics arrive on training visit regarding IT safety issues, CSB experts are explaining information safety theory, key principles of safety organisation and conformity features in Latvia and EU, mentioning examples of aspects on practical introduction of information safety management.

- **November 26-27, Riga:** workshop on Baltic State Population and Housing Census and data dissemination.

DECEMBER

- **December 5, Brussels (Belgium):** high-level meeting on commitments to credible statistics, management of credible quality in European statistics.

- **December 17-18, Vilnius (Lithuania):** specialists from the Baltic States are discussing solutions for introduction of Harmonised Index of Consumer Prices, House Price Index and Owner-Occupied Housing Price Index in relation to the new requirements of the EU Regulation.

- Within the framework of Euro project CSB works out “Guidelines for recalculation and publication of time series”.



October 9, Riga - statisticians from the Baltic States and CSB President A.Žigūre are discussing quality improvements





STATISTICAL DIMENSIONS



STATISTICAL DIMENSIONS



CSB – THE INSTITUTION PROVIDING STATISTICAL INFORMATION

The CSB is the main coordinator of statistical processes and producer of the statistical information in the country, which implements common policy in the state statistical information organization, compilation, analysis and publishing area. Each year CSB prepares and submits the following year's NPSI to the Cabinet of Ministers for approval. This document lists the **whole scope of statistical information to be collected in the country**, indicates the responsible institution and frequency of data collection, but information is arranged by statistical sector. CSB employees are collecting, processing and producing analytical reports on the processes taking place in the national economy.

In order to produce statistical data, last year statistical reports were collected from 29.4 thousand enterprises of various sectors, within the framework of surveys 50 thousand households were visited, and 76.1 thousand persons were surveyed. To reduce the administrative burden imposed on respondents, the CSB has identified and uses 47 state administrative registers and data bases, as well as other types of compiled and regularly updated information. The data collected are summarised and calculated, analytical reports and publications prepared in accordance with the scope, quality and terms stipulated by the respective EU Regulations, Official Statistics Law and NPSI.

Last year, the CSB worked on the improvement of statistical methodology, and, with an aim to improve accuracy and coordination of statistics, updated data weighting methodology for sample surveys. A number of statistical registers and administrative data sources available to the CSB – Statistical Business Register, Demographic Statistical Data Processing System of the CSB, Statistical Farm Register, information prepared by the Road Transport Administration on lorries registered as well as other administrative data sources – were used to draw a survey samples and for data processing. It should be mentioned that for the first time the sampling frame of European Health and Social Integration Survey was built by combining data from Population Register, Population and Housing Census 2011 as well as other administrative data sources.

In 2012, a number of improvements were introduced in processing of statistical observations: EU-SILC survey imputation methods were arranged and developed and formation of weights in some individual, household and enterprise survey was upgraded.

With the help of statistical reports information on various fields was collected from **29 455** enterprises

For the first time a Survey on Use of ICT in Households was processed in ISDAVS. This software allows processing and analysing results of the survey at both primary data and aggregated level during the whole progress of the survey thus ensuring higher data quality.

Statistical dimensions

With an aim to ensure that statistical information is internationally comparable, last year statistical classifications were updated and statistical data were recalculated. While, in order to introduce internationally-acknowledged data compilation and generalization methods that would follow the examples of best practice, as well as to develop new technological solutions, methodology of statistical data collection and processing was improved. Data quality improvement and work process optimisation measures are taken in each statistical field.

Moving towards one of the CSB directions – development of statistical data acquisition process to improve quality of information received and reduce respondent burden - the institution is using data available in various registers and databases, thus excluding that information is requested repeatedly. The key principles of the Code of Practice stipulate that reporting burden should be proportionate to the user needs and burden imposed on respondents should not be too heavy.

Due to the number of objective and subjective reasons, CSB still has no chance for full use of information accumulated in registers of other governing bodies, but entrepreneurs are still forced to submit the same information to a number of state administration institutions. When collecting information on legal and natural persons, the issue on duplication of data compilation is still topical, as demand for new indicators and information needed for various tasks (state and local administration, international organizations, scientific investigation institutions, etc.) is growing.

MACROECONOMICS STATISTICS

National Accounts

In 2012, EU institutions concluded intensive discussions lasting for several years on methodological principles as well as content, scope and terms of submission to be met starting from September 2014 in respect to the statistical data in the System of European National and Regional Accounts or ESA 2010.

Experts from the Macroeconomics Statistics Department actively participated in the discussions with lawyers-linguists, particularly paying attention to the accuracy of terminology and correspondence thereof in Latvian texts, as well as to raising comprehensiveness of texts.

Work related to the adaptation and introduction of methodology of ESA 2010 in the area of social security pensions was carried out. Agreement with the University of Freiburg (Germany) was concluded on the development of microsimulation pattern software for simulation of pension rights in Latvian pension schemes and information support needed for development of the pattern. MATLAB software, which ensures activity of initial code of the pattern, was also purchased.

General government budget debt at the end of 2012 (provisional data) dropped to **1.2%** of the GDP and comprised

LVL 187.2 million

General government budget debt at the end of 2012 – LVL **6 309.2 million** or

40.7% of the GDP

Statistical dimensions

National accounts data recalculations accordingly to the NACE Rev. 2 classification was finished last year, thus comparable time series on value added currently are available in breakdown by sections and on the time period since 1995.

Within the term required in the EU regulation – 36 months after the reference year – supply-use tables for 2009 were prepared. They ensure users with information on the structure of manufacture costs, flows of goods and services manufactured in national economy.

In October 2012, common workgroup of experts from the CSB and Bank of Latvia started its work. Workgroup aims at preparing harmonized revision policy on statistical data in the areas of statistics supervised by each particular institution, but leaving direct and significant influence on activities of other institution.

GOVERNMENT FINANCE STATISTICS

On 15-16 February 2012, the CSB welcomed experts from the EU institutions - Eurostat, DG ECFIN and ECB – who arrived to Latvia for a dialog visit on government budget deficit and debt notification issues.

Quality of the government finance statistics received the highest priority in the European institutions in 2012. Eurostat turned to improvements of methodology on a regular basis, organizing situation research and clarifying member state opinions. In 2012, Government Finance Section has given answers to 14 surveys, as well as has started work on the improvement of management of Eurostat government financial statistics quality.

FOREIGN TRADE

On 15-16 May 2012, Latvian and Russian statistics experts held a meeting in Pskov to discuss calculation methodology of Latvian and Russian foreign trade statistics and to determine reasons behind the differences in the statistical data. Statistics experts learned foreign trade statistics compilation methodology utilised in both countries. During the meeting, possible reasons for the main differences in Latvian and Russian foreign trade statistics data were analyzed. It was established that information differs because of methodological nuances.

In February 2012, UN Statistics division for the first time, starting with data on 2010, in COMTRADE database published detailed data on foreign trade in breakdown by countries and months. In the database also information on Latvia is available, because CSB, according to specially-defined file structure, sends foreign trade data to the UN each month.



Collection of Intrastat reports in 2012 was centralized – since then this DCPC function is entirely carried out by Foreign Trade Statistics Data Collection and Processing Section.

Statistical dimensions

BUSINESS STATISTICS

In order to reduce **administrative burden** and use SRS data, planning of the monthly and quarterly surveys on turnover in 2013 allows excluding **13.5 thousand** (23%) enterprises from the scope of enterprises surveyed.

Out of the enterprises included in surveys, **7.8 thousand** companies (13% of total) were sampled as those that **must submit** reports, while **37.8 thousand** trade and services businesses (64% of total) **are not obliged to do that**.

Automated processing of data on structural units registered with SRS in ISDMS Business Register Module – from now on more time may be devoted to analysis of data quality.

Activities planned were realized in business statistics, and special attention was paid to the improvement of statistical data acquisition with an aim to raise quality of information received and reduce burden imposed on respondents, using data available in registers and administrative sources, thus excluding that information is required repeatedly.

Priority in the statistical information processing was given to the wider use of internal and external information sources and technologies, ensuring precise, well-timed and comparable business statistics data.

Last year, sample of annual and quarterly surveys on investments was improved, resulting in reduction in the number of enterprises surveyed: in report of 2012 number dropped by 10% and in quarterly report of 2013 – by 29%. Work on the reduction of burden put by monthly and quarterly statistical reports on turnover in 2012 was continued. Use of the SRS data on the amount of transactions in 2012 allowed excluding 13.1 thousand enterprises (24%) from the scope of enterprises surveyed. While from the sampled enterprises 7.8 thousand enterprises (14% of the total) were selected as ones, which have to submit reports, while 34.8 thousand trade and services enterprises (62% of total) – as ones, which do not have to submit reports.

Together with the representatives from the State Revenue Service (SRS) the issues on administrative data quality were discussed, reasons and possible improvements were sought; interdepartmental agreement was prepared and it envisages that even wider administrative information for the needs of statistical calculations will be received.

Last year enterprise financial indicators for 2011 were compiled, using annual enterprise report data received from the SRS. CSB concluded new cooperation agreement with Business Register information re-user SIA “Crefo Rating” on the information exchange – on the equity capital registered and its breakdown by members. It allows reducing burden imposed on Business Register Section employees significantly, while in 2013 burden put on respondents, when submitting reports on annual structural business statistics, will reduce. Last year, the scope of respondents of foreign affiliates (Survey 2-foreign control) was also revised and the number of enterprises surveyed in 2012 reduced by 95%.

In report testing laboratory 33 forms were assessed during the report period, of which 10 were confirmed, while 23 forms had to be changed.

Statistical dimensions

SOCIAL STATISTICS

Main activities are related to the processing of data acquired within the framework of the Population and Housing Census 2011 and development thereof for publication. Key provisional results were announced on January 18, while from March 30 till September 30, 2012 data of the Population and Housing Census were published in the CSB webpage at local government level; the published data covered population age and gender, legal marital status, country of birth and citizenship, labour status, economic activity sector and occupation of persons employed, highest educational attainment, nationality, language mainly used at home as well as use of Latgalian, subtype of Latvian language, on daily basis. The data as a source of equitable information are irreplaceable as governing bodies are using them for national economy strategies, economic, social and environmental policies, regional and infrastructure development, employment estimates, as well as the information is needed for local governments for the development of future plans related to the socio-economic development of the corresponding territories and control of the implementation thereof. Data are interesting also for scientific institutions conducting researches on demography, employment, education etc. issues, for businesses – to plan economic activity in regions as well as for society as a whole to acquire information on national demographic situation, employment, education etc. themes.

Starting with the results of the Population and Housing Census 2011, for the **first time** also detailed summary information on employed resident population of Latvia aged 15 and over in breakdown by occupation/post in the main job (in compliance with the Classification of Occupations at 4-digit level on country as a whole as well as at 2-digit level on local governments) as well as population gender and age group was published in the database.

With an aim to acquire additional information characterising housings the EU-SILC survey of 2012 was supplemented with a module “Housing conditions”. Survey field work, improving planning and optimising processes, was started and finished one month earlier, as compared the years before. It should be emphasized that already for the second year in a row EU-SILC 2011 survey results from Latvia were the first ones inserted in the Eurostat databases.



CSB president A.Žīgure and leading organisers of Population and Housing Census 2011
on 18 January 2012 after announcement of the first provisional results

During the year, interviewers have surveyed 76.1 thousand residents and 50 thousand households in Latvia.

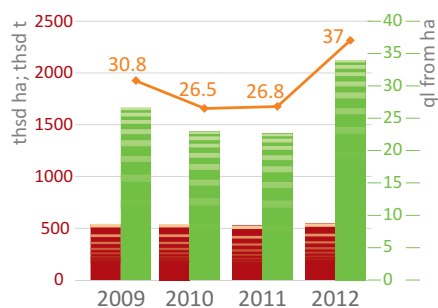


Within the framework of the Labour Force Survey, 11.3 thousand households were surveyed and 19.8 thousand persons were interviewed, whereas Household Budget Survey allowed acquiring data from 3 804 households.

Statistical dimensions

In 2012, for the first time in Latvia history the total harvested production of grain reached 2.1 million tons, and grain yield increased up to 37.0 quintals from ha

Sown area, harvested production and average yield of cereals



- sown area of cereals, thsd ha
- average yield of grain, thsd t
- harvested production of grain, ql from ha

Survey on rural tourism in 2012 was conducted with the help of telephone interviews in new ISDAVS CASIS.

In 2012, residents went on **3.6 million** recreational and other private overnight trips – **11.8%** more than in 2011

In 2012, in Latvia there were **133 active CHP plants** with total electrical capacity **1021.0 MW**. They produced **2339 GWh** of electricity and **4688 GWh** of heat – **62.9%** of the total heat produced

AGRICULTURAL AND ENVIRONMENTAL STATISTICS

Last year, work on the Agricultural Census 2010 as well as compilation and dissemination of the Survey on Agricultural Production Methods results was finished: individual data file and national methodological report was developed and sent to *Eurostat*, adjusted data were published in the CSB database.

Work on the Farm Structure Survey 2013 was initiated: list of indicators was worked out and approved by the Cabinet of Ministers, development of methodological materials and data input programme for the terms of reference still takes place.

With an aim to reduce respondent burden, CSB staff is evaluating opportunities to use administrative information for statistical purposes. It was decided that data on the number of livestock for the Farm Structure Survey 2013 will be drawn from the Agricultural Data Centre Animal Register, while information on sown areas in organic farms will be acquired from the Agricultural Data Centre Organic Farming Register.

In cooperation with LRATC, Crops and Livestock Survey 2012 was conducted, information was acquired on areas of agricultural crops, harvested production and average yield thereof, as well as manure application on agricultural crops and production of livestock goods in 2012.

By fulfilling the requirements of the European Parliament and Council Regulation (EC) No 1185/2009, in cooperation with the Plant Protection Service, **for the first time** a survey on application of pesticides on harvest of cereals and rape in 2012 was conducted; information was obtained on 4 000 agricultural holdings, while data on placing of the pesticides on market in 2012 were sent to *Eurostat*.

Last year, work was done also to survey holdings on **apple tree** plantations – areas in breakdown by plantation density and age classes in commercial gardens.

PRICE STATISTICS

In 2012, 4th round of the project “Price index of owner-occupied housing for HICP needs” was finished, and now data users can study **newly-created** House Price Index published on a regular basis. Starting from 2008, also historical data are available to users. Proceeding with the advancement of House Price Index, work on the development of new indicator – Owner-occupied housing – was started.

In April and July 2012, the Head of the Consumer Price Index Section participated in twinning project “Support to the National Statistical Service of the Republic of Armenia” and gave consultation regarding Harmonised Index of Consumer Prices.

Statistical dimensions

In 2012, for calculation of Construction Cost Index, a new questionnaire was introduced and it is calculated basing on the costs of building materials, which enterprises submit for calculations of industrial producer and imports price index. The number of construction cost indices published in the databases has increased: CSB started publishing Construction Cost Index on the new road construction and cost indices for various construction objects are also available by main resource grouping. To ensure conformity of the Construction Cost Index and update weight structure, at the end of 2012 CSB took up cooperation with Latvian Association of Civil Engineers.



Last year, Bureau continued working on the development of price indices of business services. Compared to 2011, the number of NACE Rev. 2 sections in databases available to users has increased and comprises 15 sections.

In due time - already in September - update of the sample used for the Consumer Price Index calculation in 2013 was initiated. Databases with producer price indices are prepared for transition to the **new** base year 2010=100.

In the field of mathematical statistics, continuing improvement of current statistical data production methods or creating **new** methods, a number of research projects both in full-scope and sample surveys, as well as in time series analysis have been carried out. In several research projects new solutions were developed, which were not used in production of official statistics in Latvia until now. In 2012, research projects were carried out. Within their framework the possibilities for the use of administrative data in drawing a sample for the sample surveys and creation of weights were analyzed. Thus, sampling frame of European Health and Social Integration Survey 2012 was built by combining data from Population Register, Population and Housing Census 2011, and SSIA. In several sample surveys on individuals/households, agricultural holdings and enterprises a number of improvements were introduced in the process of weights formation, envisaging creation of weights using latest information available in the **administrative data** sources.

Producer prices of agricultural goods in 2012 have grown by **3.5%**, as compared to 2011.

Publications on agricultural and social statistics



Statistical dimensions

To improve productivity and accuracy of estimates, in 2012, partially automated tool for assessing accuracy of sample survey estimates was developed and introduced in free software **R**. Time consumed for the evaluation of precision diminished, and work efficiency was increased, moreover, now accuracy of the estimates may be found out more precisely.

In the field of time series CSB studied possibilities to forecast Gross Domestic Product by sector, use dynamic factor patterns to project time series and implement indirect adjustment method in seasonal adjustment of construction indices.

Last year, processing of Population and Housing Census 2011 data engaged methodology for imputation of the missing values.

CSB in cooperation with the University of Latvia, Association of Statisticians of Latvia and Vidzeme University of Applied Sciences organized international **workshop of Baltic-Nordic-Ukrainian Network on Survey Statistics**. In the workshop scientific achievements in the field of survey statistics, theoretical aspects thereof, current events in practical application, as well as latest software for survey data processing and analysis were presented. Participants of the workshop discussed teaching and learning of survey statistics. The key lecture of the workshop was given by the Carl-Erik Särndal, Professor from Sweden, and Monica Pratesi, Professor from University of Pisa in Italy. **Sample surveys** are playing the main role in the production of official statistics – with such an approach it is possible to provide qualitative statistics at relatively low costs. Long-lasting cooperation between Baltic and Nordic countries in the field of sample surveys in the second half of 90-ties allowed using data from enterprise and household sample surveys rather greatly. The cooperation has helped in establishing close contacts among central statistical institutions and universities, as well as facilitated preparation of new specialists in this field. Latvian students developed and successfully defended a number of scientific papers on the subjects related to sample surveys.



Participants of the workshop of Baltic-Nordic-Ukrainian Network on Survey Statistics
in Valmiera on August 24

2012 – YEAR FOR ACTIVE AGEING





2012 – YEAR FOR ACTIVE AGEING

European Year for Active Ageing and Solidarity between Generations

In 2012, CSB published collection of statistical data “Elderly population in Latvia”. It is the first publication that is analytical and devoted to specific age group, moreover it meets the activities of the European Year for Active Ageing and Solidarity between Generations.

The year is intended to raise awareness of the contribution that older people make to society. It seeks to encourage policymakers and relevant stakeholders at all levels to take action with the aim of creating better opportunities for active ageing and strengthening solidarity between generations. Researches show that EU is witnessing notable population ageing; population of working age is reducing, while population aged 65 and over is continuously growing by approximately 2 million people annually. Population ageing leads to increase in elderly people requirements and related old-age guarantee costs in Latvia as well as in other EU Member States.

At the beginning of 2012, there were 379 thousand persons aged 65 and over, the number accounts for more than 18.6% of the total Latvia population. The number of elderly population since 1990 has grown by 20%, regardless the drop in the total population number. Females comprise more than two thirds (67.7%) of the persons aged 65 and over, while number of women in the age group over 80 years exceeds the number of men 3.3 times (and comprise 76.7%).

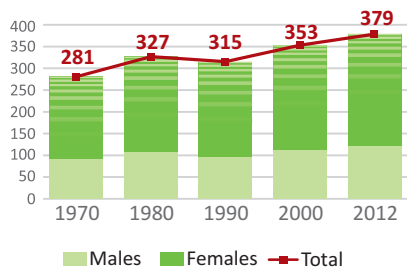
Development of the publication “Elderly population in Latvia” engaged the whole CSB Social Statistics Sections, all data sources that may provide information on age group 65 and over were identified, and with an aim to obtain wider range of information on this age group, the data acquired were specifically processed.

Analytical text of the data collection is supplemented by tables and charts. The publication was developed by consulting Atis Bērziņš, associate Professor of Latvia University, Faculty of Economics and Management; it is based on the Population and Housing Census 2011 results and data from various sample surveys (Labour Force Survey, EU-SILC survey, Household Budget Survey, Time Use Survey, Survey on Computer and Internet Use in Households), routine statistics and information from other institutions producing statistics.



Collection of statistical data “Elderly population in Latvia” (available in Latvian only)

Number of persons aged 65 and over in Latvia; 1971–2012 (at the beginning of the year) (thousand persons)



European Year for **Active Ageing** and **Solidarity between Generations 2012**



2012 – year for active ageing

The key facts of the collection of statistical data:

Employment rate (share of employed persons in the total population in corresponding age group) in age group 65-74 comprised 9.8% - the indicator is 1.9 percentage points higher than in the EU as a whole. The compiled information shows that, as age is increasing, the employment rate is significantly reducing. Employment rate among persons at age of 65 constitutes 18.8%, while among persons aged 75 - only 3.9%.

Wages of employed pensioners aged 65 and over on average are 10% lower than the ones earned by workers at age under 49, this gap is similar also in population group at pre-retirement age (55-59 years) – 11.3%.

Pensioner households are burdened by high housing costs. In 2011, retired people households spent 23.7% of their total disposable income to cover housing costs, while all other households spent 17.7%.

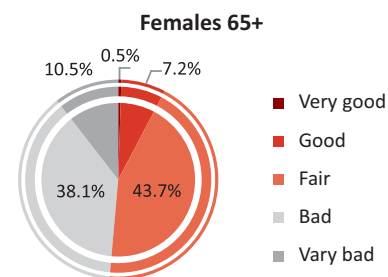
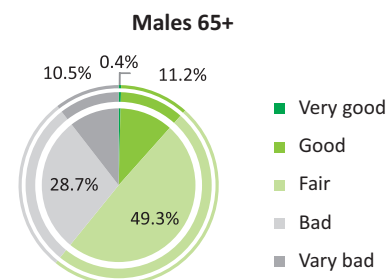
In 2011, 12% of males aged 65 and over and only 8% of females in this age group perceived their general health status as good or very good; whereas 39% and 49%, respectively, perceived it as bad or very bad. 24% of men aged 65 and over and 28% of women in this age group had unmet need for medical care. The main reason behind it for 60% of males and 66% of females in this age group was financial means (could not afford, too expensive).

Consumption expenditure (equalised) of elderly is lower than the average in the country; moreover it is dominated by costs to satisfy the three basic needs. In 2011, expenditure on food, housing and health in the households consisting of single person aged 65 and over reached 74% of the total disposable income.

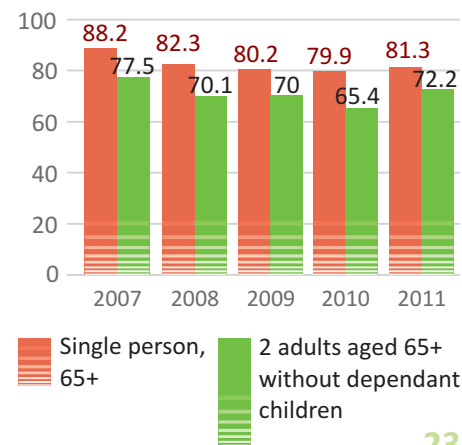
81.3% of the single elderly person households in 2011 encountered economic strain.

37% of men aged 65 and over, which are not in employment, education or training, and 25% of women in this age group were engaged in creative and artistic work, while 40% of males and 27% of females are involved in such activities at weekends or on holidays.

Self-perceived general health status of persons aged 65 and over in 2011
(per cent)



Economic strain in households
(per cent)





PROJECTS



PROJECTS



Programme “Preparing Statistical Information for Creating New Initiatives of the European Union” covers projects financed by the European Commission. When implementing grant and ESSnet projects in all statistical fields, the CSB develops collection of new indicators, improves methodology used in compilation and processing of statistical data.

In line with the “Guidelines for Implementation of Grant Project 2012”, starting from 2012, Eurostat determined minimum EU part in agreement - EUR 25 000. Setting of such a threshold increased the opportunity to reach the minimum amount in project applications established by the EU and, compared to 2011, the number of applications grew – 25 applications were sent (in 2011 – 10 applications). CSB Project Management Committee on a regular basis is evaluating applications, monitoring progress achieved, as well as analysing results of the projects undertaken and supervises if the goals set were reached.

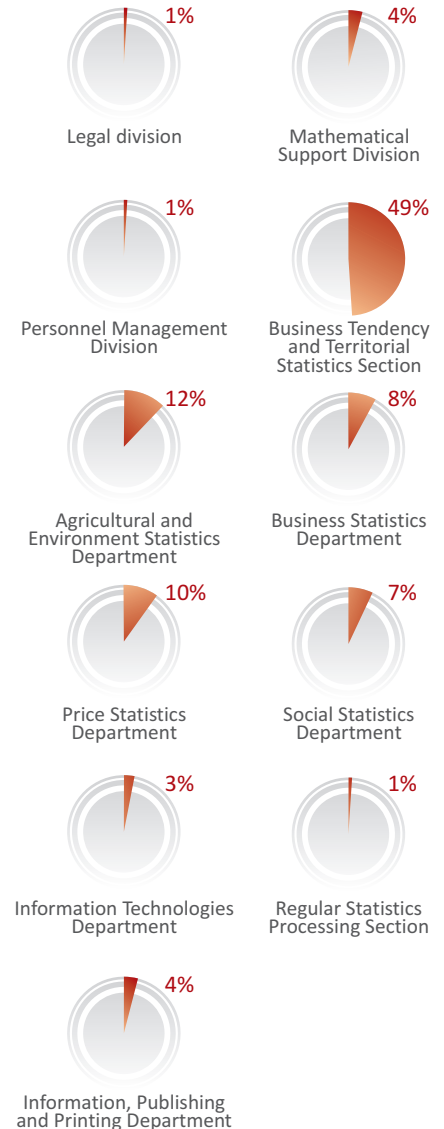
Last year, there were **40 active grant projects**, 25 taken-up projects, 15 completed projects, whereas for 12 projects final reports were prepared and sent to the Eurostat. Programme in total allowed acquiring LVL 424.9 thousand of the funding.

Within the implementation of projects, employees are willingly participating, as it is opportunity to increase one's qualification, acquire new knowledge and skills. Several project supervisors already are working on the implementation of projects for five and more years, and they have gained impressive experience.

The largest projects engaging CSB specialists last year were:

- Farm Structure Survey 2010 and Survey on Agricultural Production Methods – the project covered organisation of Latvian Agricultural Census that was conducted in cooperation with LRATC and RSS, and, within the framework of it, information was acquired on 86.4 thousand agricultural holdings or 96% of their total number. In the Census several new methods were employed: interviews were conducted with the help of laptop computers and telephone interviews, respondents had opportunity to fill in the questionnaire on the Internet. Agricultural Census resulted in acquisition of data characterising agriculture in Latvia. This information will be used for analysis of situation in the country, as well as for further planning and implementation of EU Common Agricultural Policy. Final results of the Agricultural Census were published at the end of 2011, while individual data files and national methodological report were sent to Eurostat on 22 February 2012.

Share of hours worked on projects in the total time spent at work in breakdown by structural unit, 2012



Projects

- “Business Survey 2012” – indicators obtained are published in quarterly informative leaflet on the results of Business Survey, and 48 monthly and two semi-annual data arrays were sent to the EC.
- “Implementation of the Adult Education Survey for 2011-2012 - Revision of Education Variables in the EU Labour Force Survey” – aim of the project is to obtain information on adult participation in education and training that is significant within the life-long learning context. This project aimed also at verifying novel approach to the acquisition of new indicators with the help of the Labour Force Survey. Survey sample consists of 9 000 persons aged 25-64.

Work on *ESSnet* project on statistical units 1st component “*ESSnet 2010 project on statistical units – consistency of business statistics terms and methods*” is finished. Supervisor of the project **Sarmīte Prole** explains that, “The aim of the project was to evaluate coherence of statistical units in various statistical fields in the EU, emphasising research of compliance and coherence of notion 'statistical units' and developing suggestions for definitions thereof”. Within the framework of the project, use of the notion in the EU normative acts was studied and report “Determination and Evaluation of Discrepancies in Legislative Acts of Business Statistics” was developed. Definitions of statistical units and key indicators characteristic in the business statistics were analyzed, significant basis was created to revise information and make suggestions on statistical units “*enterprise*”, “*economic activity unit*” and “*economic activity of local unit*” as well as for future work on *ESSnet* project on implementation of statistical units to introduce 2nd and 3rd components.



Sarmīte Prole – Head of Business Register Section, is planning work on the projects to be undertaken

The project was supervised by the National Institute of Statistics of Italy, the employees involved participated in questionnaire development and testing, organisation of testing work in the CSB, compiled the results acquired and provided suggestions for the improvement of the form. The questionnaire was developed as 4 separate modules: Business Statistics Register, Structural Business Statistics, Short-term Statistics and National/Regional Accounts. Evaluation of statistical units was submitted by 29 countries in total (25 EU and 4 EFTA countries). After compilation of the survey form results, CSB experts analysed, compiled and presented EALU qualitative indicators – on 19-20 June 2012. Within the framework of the project, CSB organized workshop on coherence of statistical units. Our specialists gave 2 presentations on the evaluation of EU legislation and results of EALU qualitative indicator analysis. Issues looked through at the meeting are compiled in the report published on www.cros-portal.eu.

Projects

As explained by S.Prole, participation in these projects not only invaluablely contributes to one's professional growth, acquisition of new knowledge and skills, analyzing and estimating interconnections, but also allows making contacts and favours communication with statisticians from other countries, by working in international work groups and developing new methodology. Specialists of the CSB have gained unique experience in new way how international statistics may be produced. The work completed promotes also reputation of Latvian statistics and its contribution in the development of ESS.

A lot experience is gained by **Dace Krievkalne**. She supervised work on the project *"European Health and Social Integration Survey"* that was started at the end of 2011, while most of the activities (development of survey questionnaire, testing and preparatory works as well as field work) were performed in 2012. The survey aims at obtaining internationally comparable information on Latvia population having long-standing illnesses, health problems or activity difficulties. Within the framework of this project, for the first time in Latvia methodology characterising population disability was adapted from the viewpoint of both medicine and new biosocial theory. i.e., along with the medical criteria emphasis is put also on social aspects - life quality and integration into society (employment, environmental and transport availability, access to Internet, social life and free time). It should be pointed out that, in order to ensure that examples of good practice are followed, development of the survey questionnaire for this project still takes place. D. Krievkalne mentions that: "We cooperated with the external experts from Riga Stradiņš University Faculty of Public Health, consulted Official Language Center experts who shared their knowledge and facilitated adaptation of new disability concept, when developing methodology, as well as consulted us about the use of definitions and terms. Unfortunately, project did not envisage analysis and publication of the results achieved that would give possibility to continue cooperation with the experts above as well as would be very useful for the continuity of the work started, interpretation of results and comparison thereof with other data sources and finally for the dissemination and popularization of the project results.

Unlike in other projects, this tender required more detailed and complicated document circulation and correspondence during both project development and implementation phase. In this case greater responsibility was taken by the project coordinators, which helped in arranging necessary documentation.



(From right) **Dace Krievkalne**, Senior Officer of Culture, Education, Science and Health Statistics Section, with her colleagues – bookkeeper of Interviewer's Coordination Section **M.Bērziņa**, Section Head **A.Švarckopfa** (also project leader) and Deputy Head of Mathematical Support Division **M.Liberts** – is evaluating progress of the project implementation



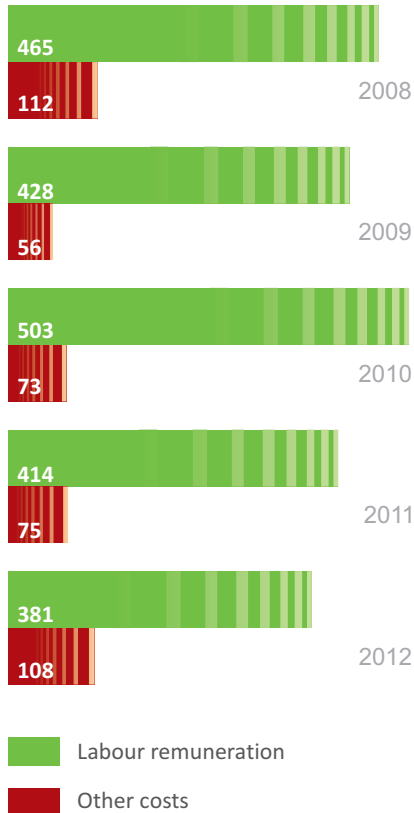
Central Statistics Office
An Pārvalde - Olfīg Staidrīm



INSTITUT NATIONAL
DE LA STATISTIQUE
ET DES ÉTUDES
ÉCONOMIQUES

Projects

Grant project costs by year and use;
2008-2012
(thousand LVL and %)



One more fact that should be noted in respect to the implementation of this project is that for the first time in population health surveys in cooperation with Informatics Department specialists new ISDAVS CASIS environment was introduced and used for the data input and microdata processing. “As all new things also this work required mutual tolerance and understanding,” says D. Krievkalne. „Work on the development, correction and sending of microdata base is still continued, while already now, when looking back to the work accomplished, we can conclude that we have gained experience and currently, when initiating new projects, we can correct all inaccuracies and mistakes made prior,” she adds.

Implementation of a number of international projects is supervised by **Oskars Alksnis**. In 2012, several project activities were carried out in the Consumer Price Index area. In the field of House Price Statistics, publishing of house price indices was started (in CSB and *Eurostat* homepages). This publication concludes significant period in the area of real estate statistics in Latvia and whole EU, because users now are able to access comparable data on house price dynamics. Within the framework of the project, research work on the transition to the new 5-digit *COICOP* classification was carried out, and last year historical data were reclassified and price indices were recalculated from 2010. As it is emphasised by O. Alksnis, “Classification harmonization at 5-digit level will allow exchanging and using information both with other CSB structural units and other countries more effectively.”

Last year, work on the introduction of electronic data compilation equipment in consumer price registration was started. In case of successful realization of the project, it will be possible to carry out data compilation more rationally and effectively, and use the compiled information for several purposes. Also O. Alksnis accents the positive gains of the project supervision and implementation: “This is a professional experience, cooperation, new contacts, and opportunity to share your knowledge with colleagues from other countries.” Such an example is cooperation with the National Statistical Service of the Republic of Armenia; and contribution of O. Alksnis to the development of price statistics in this institution is significant, as he was the one who instructed colleagues and shared own experience in the Consumer Price Index area.

When asked to assess, if the goals planned in general are achieved, project supervisors admit that aims and tasks of the projects are being successfully implemented, and statistical information for the new EU initiatives is being prepared.

INTERNATIONAL COOPERATION





INTERNATIONAL COOPERATION

Active and multi-dimensional international cooperation promotes full integration of the Latvian statistical system into the European Statistical System, stimulates professional growth and qualification of the CSB experts, as well as ensures the defence of national interests in the field of statistics at European level.

COOPERATION WITH EUROPEAN UNION INSTITUTIONS

Last year, CSB specialists actively participated in the work of *Eurostat* committees, work groups, task force, meetings of the EU Council Statistics work group, as well as in trainings organized within the framework of the European Statistical Training Programme.

During the meetings, CSB specialists presented and defended Latvia's opinion on the development of new EU legislation, formulated national interests in field of statistics, as well as participated in discussions on other significant issues regarding development of ESS within the framework of one's competence. CSB experts prepared comments on more than **50** EU legislation projects in statistics, as well as reviewed, harmonized and gave comments regarding national positions and instructions supervised by the Latvian state institutions, which are also partially mandatory for statistics sector. During 2012, **13** new legal acts were adopted in the EU on macroeconomics, business, social and transport statistics, as well as statistical information security and confidentiality.

As of 1 January 2013, **352** EU legal acts were binding for the CSB.

In 2012, experts from the EU institutions and Eurostat arrived on the CSB in supervisory missions and consultative visits to solve topical issues in the statistics area:



UN/EEC seminar on personnel management and training in statistics in Budapest on September 5



International cooperation

- Visit of the *Eurostat* representatives regarding methodology issues of GNI calculation. During the visit experts harmonised activities, which must be done to improve calculations and methodology so that European Commission could withdraw objections regarding the quality of Latvian Gross National Income data at the end of 2014.

- Dialogue visit of EU institutions on government budget deficit and debt notification. During the regular dialogue visit methods used by Latvian statistics in calculation of government budget deficit and debt data were assessed, and directions for the calculation development were marked.

PARTICIPATION IN TECHNICAL SUPPORT PROJECTS FINANCED BY THE EC

Experts from the CSB together with the specialists from other EU member countries implemented activities of *Twinning project Support to the National Statistical Service of the Republic of Armenia*. The leading partner of the project was Statistics Denmark. Three consultative visits were made to the National Statistical Service of the Republic of Armenia regarding price statistics and methodology issues to ensure transition of Armenian price statistics accordingly to the EU methodology. Within the framework of the workshop, participants learned Latvia's experience in the implementation of HICP regulations; the key differences between the national CPI and HICP were emphasized. Topicality of the issue lies in the fact that National Statistical Service of the Republic of Armenia planned to take up HICP calculations within the framework of this project. Due to the new indicator, it was significant for the workshop participants to learn experience of the CSB accumulated since it became an EU candidate country. Resources in the National Statistical Service of the Republic of Armenia are very limited – too little for such an ambitious aim as the implementation of HICP in the nearest future. CSB experts evaluated suggestions offered by the representatives of National Statistical Service of the Republic of Armenia regarding organizational changes in regional institutions and in organization of work of CPI in general, and shared experience on organization of *CPI/HICP* work in Latvia. CSB experts draw attention to the need for calculation of both indices at the same time, indicating that also quality of national CPI will improve significantly, as part of HICP standards will be introduced. Our specialists studied progress in the introduction of *COICOP/HICP* classification, reassessment of CPI weights, use of quality adjustment methods, observation of changes in registration of insurance service prices in CPI calculations, shared experience and gave suggestions on improvement of methodology in the areas mentioned.

Also issues on the optimization of price collectors' work were resolved during the work visits to National Statistical Service of the Republic of Armenia.



Palestine and CSB statisticians in Riga on November 21-23 are sharing experience on issues regarding information and IT safety

International cooperation

Within the framework of financial instrument **TAIEX**, the CSB specialists introduced colleagues from the Palestinian Central Bureau of Statistics with work organization in statistical information security and data protection, employee training on the issues above, as well as legal basis for the data protection in both country and CSB.

COOPERATION WITHIN BALTIC REGION

Statistical institutions of the Baltic States cooperate in the implementation of EU projects and activities, exchange experience in provision of statistical information on a regular basis.

Within the framework of trilateral cooperation, employees of the Baltic State statistical institutions met in nine events – three events held in each country. In annual Baltic Steering Committee meeting in Vilnius aspects of the trilateral cooperation, planning and organizational issues, work done and problems encountered during the organization and implementation of Population and Housing Census, achievements in the increase of employee qualification level were discussed, emphasizing significance of in-house trainings, news in dissemination of statistical information were discussed, but in the meeting held in Riga – dissemination of Population Census data was discussed. Experience exchange also covered structural business and foreign affiliates statistics, regional and urban statistics, aspects related to the fulfilment of European Statistics Code of Practice requirements, standardization issues.

BILATERAL COOPERATION

Within the framework of bilateral cooperation, in the Central Statistical Office of Poland the institutions discussed organization and process of the Population and Housing Census, as well as issues regarding Purchasing Power Parities Programme. Eric Schulte Nordholt, an expert from Statistics Netherlands, provided consultations and shared experience on the use of administrative data in social statistics, while, within the framework of pilot project, statisticians from the CSB and Lithuania cooperated with Vincent Hecquet, an expert from France, and evaluated profiling of large and complex enterprise groups in Latvia.

PARTICIPATION IN INTERNATIONAL HIGH-LEVEL ACTIVITIES

Leading CSB employees and specialists have participated in activities regarding long-term introduction of ESS modernization programme, coordination problems in statistical work, methodology used in national accounts and statistics on household income. At the 60th plenary session of the Conference of European Statisticians the management of the CSB submitted report *“Challenges for future Population and Housing Censuses”* and shared experience on the process of Population and Housing Censuses 2011.



Baltic Steering Committee meeting
in Vilnius on May 18



60th plenary session of the Conference
of European Statisticians
on June 6 in Paris

COMMUNICATION WITH SOCIETY





COMMUNICATION WITH SOCIETY

Statistical data are used more often –
+55%, as compared to 2011

During 2012, the frequency of statistical data use is steadily increasing (**55% activities more than a year ago**) – as it can be seen from the user activities in the CSB databases. People on average are engaging in 72 thousand webpage activities monthly, i.e., viewing tables, downloading information, modelling graphics.

Content of the statistical databases has been increased by adding new subjects, such as provisional results of the Population and Housing Censuses, which in line with the data publication schedule have been supplemented with final results, a range of indicators on material deprivation, as well as results of the Structure of Earnings Survey.

Demography – the top subject among data users

Evaluation of the frequency with which separate database tables are used in 2012 leads to the conclusion that data users showed more interest on demography statistics – both regular statistics and results of Population and Housing Census, followed by National Accounts (Gross Domestic Product) and employment.

Opposite to the growth in CSB database activities, reduction in the user homepage activities was observed. That can be explained by the Population and Housing Census that took place in 2011, therefore in March, April and May there were 2 times more visitors than usually. Attendance record – 12 043 visitors – on the first day of Population Census (1 March 2011) was not broken even on 18 January 2012 – the day when Census results were announced; than there were 7 998 visitors. **In 2012, CSB homepage was visited 1.1 million times.**

On the day Population Census results were published the number of CSB homepage visitors doubled

To facilitate the use of statistical data on the homepage, **metadata were presented in a more convenient way** by integrating publishing system into the page content. Layout thereof has been created in wiki-style, while content has been entirely developed by the CSB and, to reduce manual updating, it is automatically selected from the other sections of the homepage. The terms used in metadata section have also explanation view, whereas from this view it is possible to get back to metadata – thus users are ensured with convenient navigation options. User-friendliness is another significant advantage of the new system, which allows users to index metadata page, show the search results with its content and phrases requested for.

User-friendly metadata were published



Our infographic was used in the TV broadcast "Te!", episode 7

To encourage society discussions on the demographic issues and heterogeneous development of the territories, **infographic was prepared and published**; it allows comparing population age structure in breakdown by various territories, as well as comparing changes that took place between the Population and Housing Censuses of 2000 and 2011. The infographic was developed with the software worked out by The UK Statistics Authority.

Communication with society

Already for several years the CSB is offering anonymized individual data for scientific purposes. During 2012, 13 individual data transfer agreements were concluded with data users - 4 contracts more than a year ago. The infrastructure developed by the CSB is also actively used by the state administration institutions – for the Ministry of Economics 6 remote access user accounts were created, while World Bank experts are using this infrastructure for research of long-term unemployment.

For educational purposes **CSB homepage offers public use files on the Labour Force Survey** that can be downloaded and used by everyone. In 2013, it has been planned to extend the range of data by publishing also individual data of Household Budget Survey and EU-SILC survey.

Since 2004, the CSB provides European Statistical Data Support in Latvia. In 2012, user support centre replied to **340** information requests received electronically, by telephone or on-site.

In the testing organized by Eurostat, which aims at examining accuracy, completeness and quality of the answers given, this year Latvian data user support centre acquired 100 points out of the 100 points possible.

In 2012, CSB and Eurostat data user support centre participated in several significant activities, e.g., annual **“Latvian Book Fair 2012”** (totally visited by 15 000 persons); during it 200 visitors were involved in quizzes on statistical data and 19 connoisseurs of statistics received information on possibilities to obtain Eurostat data, while Centre representatives received several invitations to organize workshops and presentations.

Communication with society is provided with the help of social networks - CSB Twitter accounts are used on regular basis and the number of followers already exceeds 1 500 persons. In 2012, **active discussion** in social networks was **raised by the Population and Housing Census results**. While customary use of CSB Twitter account covered tweeting of links to the latest statistical data and press releases on CSB webpage and topical issues on the services available.

We provide researchers with a set of instruments to ease their conclusions on socioeconomic situation in Latvia

Data from the Labour Force Survey public use files were published



Connoisseurs of statistics tweeting their reaction to the publication of Labour Force Survey individual data





PERSONNEL



PERSONNEL



One of the key values in Latvia statistics undeniably lies in the persons that contribute to the production of statistics, by performing their daily work in the provision of statistical information – in line with the definite functions CSB staff is collecting, processing and analysing statistical data on national economy, processes in social and economics fields, organising population surveys as well as increasing professionalism by participating in various trainings in Latvia and abroad, developing skills and competences by taking part in local and international workgroups and attending workshops.

CSB is employing many persons having significant work experience in statistics; however, there are some employees contributions of which to the development of statistical field in Latvia and abroad should be particularly complimented.

Last year, the Ministry of Economics awarded Maranda Behmane, Director of the Social Statistics Department, with a Certificate of Recognition for many years of generous work and substantial investment in social statistics and organisation of Population and Housing Census 2011. Since 1987 her work has been related to social statistics; M.Behmane is supervising the largest department of the CSB that has eight structural units. She is able to motivate other employees to set and reach high goals, as well as she is the lady with great working capacity and purposefulness. M.Behmane has made significant contribution to raise the CSB profile. Under the supervision of Maranda Social Statistics Department is implementing international projects; she guided the process of the Population and Housing Census, while already now, basing on the experience gained and problems encountered prior, personnel is working on the forthcoming Census of 2021 – developing pilot questions to ensure that only administrative data sources are used.

Certificate of Recognition was awarded also to the Head of the Price Statistics Department, Consumer Price Index Section Oskars Alksnis – for the organisational and methodological work in establishment and development of price index statistics.

O.Alksnis has been working in price statistics field since 1995. With his serious attitude towards work, great knowledge and continuous improvement of own skills and employment thereof in daily work Oskars has earned respect and appreciation not only from his subordinates, but also within the whole CSB.

O.Alksnis is representing the CSB in the Price Statistics Workgroup in Eurostat, the main work of which is related to the improvement of methodology for production of Harmonised Index of Consumer Prices. He supervised introduction of new price indices characterising changes in the consumer prices, e.g., harmonised indices of consumer prices at constant tax rates and House Price Index. He is managing implementation of new projects that are related to the development of consumer price statistics and improvement of the quality thereof. Within the framework of new projects it has been



Minster of Economics rewards
M.Behmane with the
Certificate of Recognition



Minster of Economics rewards **O.Alksnis**
with the Certificate of Recognition

The most popular recreational activities of CSB staff are:



sports

cycling,
swimming,
skiing,
volleyball



gardening

floriculture,
farm work



reading



travelling



handicrafts

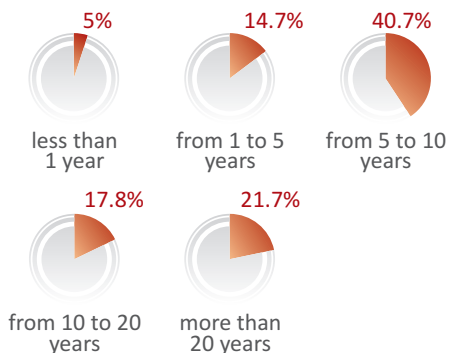
knitting,
beading,
jewellery-making



geocaching

21% of CSB employees perform their work in Valmiera, Kuldīga, Preiļi, or various counties

Employees by the length of service in CSB, %



Personnel

intended to introduce electronic data collection for the price registration and to collect more detailed price information for EC needs.

Experience and knowledge of O.Alksnis is appraised also at international level – within the foreign aid projects he has consulted colleagues on the consumer price issues, e.g., in Ukraine, Egypt and Armenia.

PERSONNEL AND PERSONNEL MANAGEMENT

At the end of 2012, in the CSB there were **556 posts** – 253 civil servants and 303 employees. To perform functions of the technical personnel as well as for the implementation of international projects within the framework of the programme *Implementation of European Community Initiative Projects and Activities* 19 employees were recruited additionally.

During the reference period, CSB has organised various trainings and personnel selections resulting in an appointment of 44 employees. Still not all personnel selections allowed engaging specialists necessary for the CSB, as applicants did not have all necessary skills or knowledge. The main problem in recruitment is related to the attraction of specialists in IT field, mainly programmers, even re-announced applications for posts not always ended fruitfully.

In 2012, CSB terminated civil/labour relations with 28 employees, with 8 of them during the probationary period.

CSB conducted annual civil servant and employee performance evaluation, assessed and compiled its results. Whereas, in order to introduce new performance evaluation system that in future should be used in all governing bodies of the country, as well as to define result-oriented individual targets and tasks meeting the goals set by the corresponding structural unit and institution as a whole, the Bureau started to move towards the implementation of the system mentioned. The activities performed to reach this goal covered organisation of the training for directors and section heads on the basic principles of NEVIS (IT system ensuring technological support for work performance planning and evaluation process) and setting of individual goals.

REORGANIZATION

Information Technologies Department now has to supervise a new structural unit – Administrative Data Processing Section that currently employs two experienced CSB specialists and is seeking also for some new employees. The aim of the section is to improve work organisation related to the receipt of information from external data sources, processing of the source data and further use thereof.

Recognising the necessity to diversify communication with the mass media and society, improve work in development of CSB press releases, also Information,

Personnel

Publishing and Printing Department went through changes - now it has a Public Relations Manager post, while Information Section was reorganised into Information and Communication Section.

GROWTH AND TRAINING

During the year, 1 126 employees attended refresher courses, workshops and information events; 341 of them participated in external trainings while 785 – in internal. CSB has accomplished general staff training on the information safety issues, and, by promoting individual understating of the information safety and data protection, two specialized training programmes were worked out. Subjects of both programmes were studied by the whole CSB personnel. CSB specialists were providing in-house training and information events on record-keeping, macroeconomics statistics, basic principles in drawing survey samples, and use of latest computer software.

CSB staff grasped the opportunity to increase professionalism in training organised by the Latvian School of Public Administration and other educational institution, some lecturers were invited to run courses in CSB premises; totally personnel attended 35 refresher courses and educational seminars.

CSB employees took part also in Eurostat committee, work group and task force meetings, training for European statisticians and other high-level international activities on the issues regarding new standards in statistics as well as development and harmonisation of methodology. Totally 102 employees participated in 218 meetings abroad. With an aim to develop skills and competences as well as to improve work quality, CSB ensured staff participation in foreign trainings. In 2012, 14 participants took part in 15 various foreign trainings. The aim of the foreign training was to increase professional qualification of the national statistical institution personnel, providing theoretical knowledge and practical activities at national and EU level related to the topical statistical issues.

Online training organised by the *Eurostat* within the Internet programme *National Reference Metadata Editor (NRME)* was attended by business statistics personnel. They acquired skills necessary for the use of NRME in Eurostat methodological surveys on short-term statistics and will use the gained knowledge in future work.

Knowledge and skills of the CSB experts have been highly-evaluated also at international level. CSB specialists provided training in National Statistical Service of the Republic of Armenia and shared their experience, while within the framework of the European Commission programme *Technical Assistance and Information Exchange (TAIEX)* CSB employees gave the representatives from the Palestinian Central Bureau of Statistics a three-day seminar on information safety.

Personnel activities

Sports games



CSB annual flower exhibitions





FINANCIAL STATEMENT OF 2012



FINANCIAL STATEMENT OF 2012



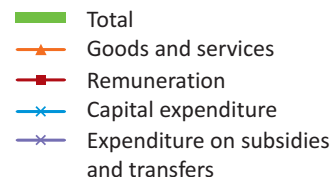
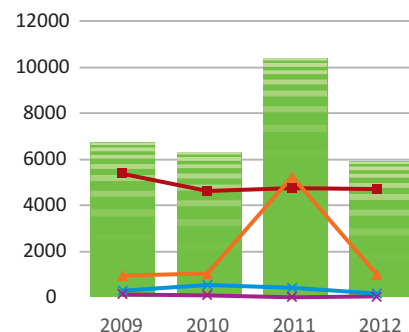
1.	1.Subsidy from general income, total LVL 6 181 600 , of which:	
	Programme "Production of statistical information"	LVL 5 333 427
	Programme "Implementation of European Community initiative projects and activities"	LVL 848 173
2.	Revenue from market services and other own revenue	LVL 111 897
	Total revenue	LVL 6 293 497

Central Statistical Bureau budget execution in 2010

1.	1.Current expenditure LVL 5 685 042 , of which:	
	1.1. Wages and salaries	LVL 3 631 357
	1.2. Compulsory social security contributions	LVL 1 083 353
	1.3. Business trip expenses	LVL 111 453
	1.4. Payments for services, purchased materials of which:	LVL 858 879
	payments for postal, telephone and other communication services	LVL 105 968
	expenditure on public utilities	LVL 113 595
	expenditure on purchase of goods and inventories	LVL 37 775
2.	Maintenance expenditure transfers	LVL 32 680
3.	Capital expenditure LVL 164 595 , of which:	
	intangible assets	LVL 80 589
	economic assets	LVL 440
	hardware, communication and other office equipment	LVL 79 831
	other fixed assets not classified above	LVL 3 735
	Total expenditure	LVL 5 882 317

4.	Repayment in state budget for expenditure on European Union co-financed projects	LVL 263 726
----	---	--------------------

CSB budget execution, thsd LVL





ACTIVITIES PLANNED



ACTIVITIES PLANNED



In 2013, within the framework of **International Year of Statistics**, the CSB will ensure implementation of the budget programmes 24.00.00 and 67.00.00. Size of state statistical information and activities of the CSB are stipulated by the State Statistical Information Programme for 2013 issued by the Cabinet of Ministers on 11 November 2012, as well as by EU legislation on statistics.

CSB will conduct new surveys, upgrade calculation methods, improve data collection and processing methodology, carry out researches, and continue activities performed to satisfy data user needs initiated in the previous year.

In 2013, the institution has undertaken to

- continue working on the development of CSB information system architecture to develop as centralized data warehouses and data processing systems as possible, as well as on the unification of statistical register for social statistics, including information from administrative data sources and surveys carried out by the CSB;

- work on the implementation of quality management system accordingly to the ISO standard 9001:2008, promoting standardization and improving elements of the Quality Management System: will determine and introduce part of QMS regarding processes of statistical production (studies, implementation of activity according to system developed, determination and implementation of need for changes/improvements);

- cooperate with other State institutions that are producing European Statistics with an aim to introduce European Statistics Code of Practice, carry out activities for implementation of European Statistics Code of Practice, as the number of accrued and published national quality reports will reach 500;

- prepare statistical data time series recalculated into the common EU currency to satisfy the demand for parallel data reflection in period lasting for the three months before and after the day euro is introduced, and implement other activities in the field of statistics due to introduction of single European currency euro in Latvia;

- ensure availability of the statistical information and compliance of this information with the data user needs, statistical indicators published in Internet databases will comprise at least 800 million;

- develop *Statistical Bill* and submit it for the approval to the Cabinet of Ministers;

- implement projects of the programme *“Preparing Statistical Information for Creating New Initiatives of the European Union”* and develop 12 final reports for Eurostat on the projects introduced.



Samples of Latvian euro coins design

1 euro



2 euro



cents



Activities planned



MACROECONOMICS STATISTICS

- continue working on the introduction of new Regulation of European Parliament and Council on Requirement of European System of National and Regional Accounts in the European Union (ESA'2010), revise calculation methodology, compile additional data needed, recalculate time series;
- maintain and improve calculations of financial and non-financial accounts for the general government sector, pension right calculations will be developed as requirements of the new European System of Accounts ESA'2010 in the area of government finance accounts will be introduced;
- improve foreign trade statistics, carry out activities for update of *INTRASTAT* system with purpose to achieve significant reduction in the burden imposed on respondents in *INTRASTAT* by the end of 2015;
- together with the Bank of Latvia develop harmonized national accounts data revision policy and carry out preparatory work for its introduction in 2014.

PRICE STATISTICS

- start up calculation and publishing of new, significant index – Owner-Occupied Housing Price Index;
- optimize use of various data sources, calculate and publish construction cost, business service price, as well as import and export unit value indices for the needs of data users.

AGRICULTURAL AND ENVIRONMENTAL STATISTICS

- update Statistical Farm Register data on type of farming in agricultural holdings and economic size thereof;
- conduct survey on apple tree plantations and use of pesticides on cereals and rape;
- conduct Farm Structure Survey and Survey on Agricultural Production Methods;
- develop and use common registration programme in the field of tourism statistics, with an aim to reduce respondent burden and ensure automated data receipt on hotel activities;
- make calculations for the energy resource accounts;

Activities planned

- select agricultural holdings for annual crop and livestock survey; reduce sample size from 4 000 to 2 000 agricultural holdings, with an aim to reduce respondent burden

SOCIAL STATISTICS

- introduce additional module on transition from work to retirement to the Labour Force Survey, and supplemented Community Statistics on Income and Living Conditions (EU-SILC) survey with a module on housing conditions;

- process the data acquired within the Population and Housing Census 2011, arrange them for publication and sending to the European Commission; carry out quality control of the acquired information (comparison with data in administrative registers and data anonymization); develop 58 detailed multi-dimensional table models (hypercubes) on population and housings for dissemination of data electronically. Local governments will be able to get statistics on country population and housings in breakdown by administrative territory – totally 11 thousand indicators.

BUSINESS STATISTICS

- improve processing of Statistical Business Register data with an aim to ensure timeliness and precision when processing information received from the external data sources, at the same time improving quality of statistical information;

- improve collection of statistical data in order to raise quality of information received and reduce administrative burden imposed by state statistical reports by using data available in national registers, thus excluding that information is required repeatedly.

By taking active part in European Council and Eurostat work groups, committees, preparation of EU legislation, the CSB will develop international statistics system.



IT'S ABOUT
EUROPE
IT'S ABOUT
YOU

Join the debate



European Year of Citizens 2013
www.europa.eu/citizens-2013