



# Annual report 2011



### Dear Reader,

We have developed and hereby offer for your evaluation our annual contribution in the field of statistics. It provides information to our cooperation partners in Latvia and abroad, to each member of the society interested in the events taking place in different areas of statistics characterizing economic, demographic, social and environmental phenomena and processes.

We keep working to further develop the CSB in order to create a modern statistical institution. Constantly improving statistical data quality, collection and processing, in 2011 we have conducted new surveys, improved calculation methods, developed data collection and processing methodology, worked in the research field and implemented a range of international cooperation projects.



The most challenging task last year was Population and Housing Census – the first after accession to the European Union. In order to solve both - methodological and administrative issues related to the process of the Population and Housing Census, our successful cooperation with ministries, state and municipal institutions, scientific institutions as well as entrepreneurs was of great importance. In order to conduct the Population and Housing Census we implemented new, upgraded information technology solutions – for the first time we were able to offer our respondents the option of completing Population Census form in the internet. In its turn, interviewers entered the respondent information in portable computers and thus facilitated operative data transfer to the CSB for processing. At the end of the year we prepared the key provisional results of the Population and Housing Census and submitted the general report on the Population Census process, including suggestions for organisation of the next Census, to the Cabinet. Currently we continue data processing and prepare for data dissemination.

Hereby I would like to express my gratitude to everybody involved in the process of the Population and Housing Census - interviewers, advertising and information technology experts, personnel of 37 regional centres and the CSB, members of the Population and Housing Census Commission, to each member of the society for the successful work and contribution to this event of national importance!

Our cooperation with respondents is of great importance to ensure high quality and timely statistical data. Currently almost all statistical surveys can be submitted electronically and we are happy that our respondents support the usage of the **e-Report** system. As we are interested in reducing the administrative burden, we have identified and take use of almost 50 state administrative registers and data bases, as well as other types of accrued and regularly updated information. However, the CSB staff members still have to invest a great amount of additional work to make the administrative data suitable for statistical purposes – identify inconsistencies, carry out additional calculations, adjusting the administrative data to statistical data definitions, etc.

We do our best to expand the co-operation with data users. For wider and free-of-charge data availability we publish press releases, organise press conferences and update information in our databases almost daily. The number of the available indicators has grown significantly providing also additional details, databases have been supplemented with new themes.

Our staff members – motivated, professional and educated – are the foundation for successful operation of our institution and take the key role in further growth, contributing to development of methodologies and work process, advancing the use of information technologies, as well as taking part in working groups and workshops in Latvia as well as abroad.

To conclude, I would like to express my gratitude to our respondents for the successful cooperation and to the CSB personnel for being creative and devoted to daily activities in order to achieve the CSB goals.

President of the Central Statistical Bureau

A handwritten signature in blue ink, which reads "A. Žīgure". The signature is fluid and cursive, written over a faint background image of a cityscape.


Aija Žīgure

# **Table of contents, abbreviations, mission**



## Table of contents

Classification of events	6
Statistical dimensions	9
Results of Agricultural Census 2010 summarised!	13
Population and Housing Census 2011 completed!	16
Local governments – in focus	19
„Statistics will prove anything, even the truth!” Interview with Oļģerts Krastiņš	22
Development projects for collection and processing of statistical data	25
International cooperation	28
Homepage	30
Voluntary work - a Feeling of Self-worth and Respect	32
Personnel	35
Employee Portfolio	38
Finances	40
Insight into daily routine of a Population Census enumerator	42



## Abbreviations

AL – Agricultural land  
ATR – Administrative - territorial reform  
CSB - Central Statistical Bureau of Latvia  
DG ECFIN - Directorate-General for Economic and Financial Affairs  
EC – European Commission  
ECB – European Central Bank  
ESA – European System of Accounts  
ESS - European Statistical System  
ESSnet - European Statistical System network  
EU – European Union  
Eurostat - Statistical Office of the European Union  
EU-SILC – European Union Statistics on Income and Living Conditions  
GBAORD – Government Budget Appropriations or Outlays for Research and Development  
GDP – Gross Domestic Product  
HBS – Household Budget Survey  
HICP - Harmonised Index of Consumer Prices  
ILO – International Labour Organisation  
Intrastat - System for collecting information and producing statistics on the trade in goods between countries of the European Union  
ISDAVS - Integrated Statistical Data Management System  
IT – Information technologies  
LNMA – Latvian National Museum of Art  
LR – Republic of Latvia  
LTD – Limited liability company  
MCAPI - Module for computer-assisted personal interviews  
MEPRD - Ministry of Environmental Protection and Regional Development  
NACE rev.2 - Statistical Classification of Economic Activities in the European Community  
OECD – Organisation for Economic Co-operation and Development  
PCE - Population Census enumerator  
SJSC – State Joint-Stock Company  
SO – Standard output  
SRS - State Revenue Service  
SSB – State Statistical Bureau  
SSIS - State Statistical Information System  
TEN – Trans – European rail network  
TJ – Thousand joules  
Twinning – Cooperation projects  
UNECE - United Nations Economic Commission for Europe  
UNESCO - United Nations Educational, Scientific and Cultural Organization  
UNO - United Nations Organisation  
UNO EEC - United Nations Organisation Economic Commission for Europe  
USA - United States of America  
USSR – Union of Soviet Socialist Republics



### **Mission**

The main objective (mission) of the CSB is to provide domestic and foreign data users with timely, precise, complete, comprehensible and internationally comparable statistical information on the economic, demographic, social and environmental phenomena and processes using contemporary solutions of information technologies and best practices in the field.

### **Vision**

The CSB is the main coordinator of statistical processes and producer of the statistical information in Latvia. The quality of information produced by the CSB corresponds to standards of the European Statistics Code of Practice. The CSB data collection, processing and dissemination principles are appropriately documented, publicly available and correspond entirely to the international examples of best practice.

In the process of data compilation the CSB applies data collection tools, alternative data sources, data processing methods and mathematical models, which enable the reduction of respondent burden.

User-friendly methods are applied for dissemination of statistical data – internet has become the primary dissemination channel. Statistical information is supplemented with the quality reports.

The CSB experts are well educated and can defend national positions and interests on international scale. Personnel training policy ensures rapid acquisition of new skills as well as improvement of current employee competences.



### **Values**

The core value of the CSB is highly-educated, professional, quality and goal oriented personnel.

### **CSB activities**

#### *Social statistics*

Social development of the country and its administrative territories, demography, employment and wages, material welfare and living conditions, health, education and science.

#### *Price statistics*

Prices and rates of consumer goods/services, industrial production and business services, inflation.

#### *Business statistics*

Business activities in Latvia, finance and structural indicators of enterprises, investments, production, real estate and information technologies, trade, industry and services.


#### *Macroeconomic statistics*

Gross Domestic Product, System of National Accounts, government finances, government budget deficit and debt, foreign trade of Latvia.

#### *Agricultural and Environmental statistics*

Agricultural production and structure of agricultural holdings, fishery, forestry, environment and energy resources, transport, tourism and communications.

# Classification of Events in 2011







#### □ August

On August 18 specialists from the CSB Macroeconomic statistics department in a meeting with data users – experts from ministries and banks – provide information about the general principles of the revision of national accounts, methodological changes in the calculation and publication of GDP related to the transition to NACE Rev.2 classification.

On August 26 the CSB management takes part in the 58th congress of the International Statistical Institute in Dublin, Ireland, discussing and taking decisions on quality in statistics, regional and urban statistics, option of 3-dimensional data visualisation and other important issues in the statistical field.

#### □ September

On September 1 the CSB celebrates the 92nd anniversary of the Latvian statistics with an exhibition of home-grown flowers in the CSB premises.

On September 26 – 27 the 97th conference of the Directors-General of the National Statistical Institutes in Wiesbaden, Germany, touches upon issues related to update of the Code of Practice and development of social statistics.

On September 28 – 30 workshop for statisticians of the Baltic States takes place in Tallinn, Estonia covering issues related to Agricultural Census 2010 and future trends in agricultural statistics.

On September 29 – 30 the CSB organises an international training meeting in Riga covering technical, administrative and financial issues of the implementation of the *ESSnet* project.

#### □ November

On November 17 – 18 the CSB management takes part in the 13th session of the Governing Board of the UNESCO Institute for Statistics, discussing themes related to education, science, technologies, innovations, cultural statistics, research and development, as well as preparation of the Medium-Term Strategy for 2014-2019.

On November 28 – 30 representatives from the State Statistical Office of the Republic of Macedonia get acquainted with the CSB activities in the field of energy statistics in Riga.

#### □ December

The CSB publishes the final results of Agricultural Census 2010 in a press release and the CSB database: [www.csb.gov.lv/data](http://www.csb.gov.lv/data)


On December 20 – 21 within the framework of the Baltic Cooperation Plan a meeting is organised and covers issues related to consumer price statistics.

The CSB launches regular submission of the house price index to *Eurostat*. For the calculation of the new experimental price index we use information from the State Land Service.

**ESSnet**

**eurostat**

# Statistical dimensions



## Statistical dimensions

The CSB is the main coordinator of statistical processes and producer of the statistical information in Latvia. Each year the CSB prepares and submits the National Programme of Statistical Information for the following year to the Cabinet for approval. This document in a form of a list summarises the scope of all statistical information to be collected in the country, indicates the responsible institution and regularity of data collection. For transparency purposes, information in the NPSI is presented in breakdown by sector. In accordance with the NPSI, the CSB is responsible for collecting, processing and producing analytical reports of statistical information on the processes taking place in the national economy, in social and financial sector, and shall fully ensure production of statistical data approved by the NPSI.

In order to prepare statistical data, **information** in a form of surveys **has been collected from 34.5 thousand enterprises** of different sectors, from **64 thousand households** and **16.5 thousand telephone interviews**. To reduce the administrative burden of respondents, **the CSB has identified and take use of 47 state administrative registers and data bases**, as well as other types of accrued and regularly updated information. The collected data are summarised and calculated, analytical reports and publications prepared in accordance with the scope, quality and terms stipulated by the respective EU Regulations and Law on State Statistics of the Republic of Latvia.

Last year statistical data have been recalculated in order to ensure international comparability of statistical information in accordance with the statistical classifiers updated in line with socio-economic changes. In its turn, in order to implement internationally acknowledged and best practice data collection and extrapolation methods, as well as to develop new technological solutions, statistical data acquisition and processing methodologies have been improved. Next to the regular daily work, data quality enhancement and work process optimisation measures are taken in each statistical field.

### Macroeconomic Statistics

During the reporting year within the process of production of macroeconomic data, special attention has been paid to the enhancement of data quality. Work on the improvement of Gross National Income calculation and methodology continued. ESA'2010 methodology adjustment and implementation process has been launched. Cabinet Regulation No 748 of 4 October 2011 *Procedure by Which the General Notification of Government Deficit and Debt Shall Be Prepared* has been developed, coordinated and confirmed.

Owing to the economy growth, new types of activities emerge and the structure of sectors changes. To depict these trends, new statistical classifications have been introduced. Implementation of the new Statistical Classification of Economic Activities in the European Community NACE rev.2 in Latvia, like other EU Member States, was practically completed in 2011, by recalculating the macroeconomic data in accordance with the structure of NACE Rev.2, as well as by publishing annual and quarterly time series since 2000.

The **System of National Accounts** for 2009 has been balanced during the reporting year. It shows resources of goods and services and expenditure of these resources in different sectors of the economy. All economic and financial transactions are recorded in the accounts, presenting income generation and distribution. The System of National Accounts of Latvia allows following state development and evaluating efficiency of economic activity, while opening and closing balance sheets give a picture of the changes in the Latvian national wealth. Results are summarised in data collection *National Accounts of Latvia in 2009*.

To comply with the provisions of the Regulation, specialists from the macroeconomic statistics performed great work and prepared supply and use tables, which provide users with the information on the structure of production costs in 2007 and the flow of goods and services produced in the national economy.

In September 2011 the CSB completed *Eurostat Data Reconciliation Exercise* regarding comparability of foreign trade statistical data between EU Member States for 2009. Experts from the Latvian and Swedish foreign trade statistics evaluated data discrepancies in trade of oil products between both countries.

For the convenience of statistical data users, the Statistics Database in the CSB homepage has been supplemented with monthly **information on export and import** distribution by country in 2010 and 2011, in natural volumes at the 4 digit level of the Combined Nomenclature. Information expressed in value on the 4-digit level of Combined Nomenclature is available for the data from 2000 upwards. There are also available data from 2005 on export and import on 8- digit level of the Combined Nomenclature in value and natural volumes in the CSB Statistics Database.

The number of respondents submitting reports electronically in the *e-Report* system grew significantly in 2011. In January 2011 the number of such enterprises comprised about 57% of the total number of respondents submitting Intrastat reports, whereas in December 2011 this number was already 68%.

## Business Statistics Department

Taking into account the rapid changes in the economic processes taking place in the recent years and the need for respective statistical indicators for depicting these trends more precisely, the method for calculating the Industrial Production Index has been changed. The calculation of this index has been launched applying the chain index method, where the weights are changed each year, thus including changes in the industrial structure. Previously constant weights were used in the calculations, i.e. they were changed once in five years and the structure of weights for Industrial Production Index calculation was lagging behind. Also the timeseries for the previous years were recalculated last year.

In a meeting with data users (both – internal and external) the CSB introduced the new Industrial Production Index calculation method and discussed its future application.

Last year in order to reduce respondent burden and to ensure the necessary information for the calculation of the flash estimate of the GDP, as well as for the calculation of the industrial production index in short term statistics, the CSB started to use data provided by the State Revenue Service. As the SRS data are submitted later than required for the CSB, last year a forecasting method for turnover data timeseries was developed for Water supply; sewerage, waste management and remediation activities.

ISDMS Register of Enterprises improvement implementation project was completed in 2011. In the result of the project:

- improved data processing software for data received from *Lursoft IT Ltd* regarding enterprises included in the Register of Enterprises. Owing to the software improvement the time needed for processing the submitted information was reduced;
- **a new processing software** of the SRS registered enterprise units has been developed to ensure automated processing of the SRS information on enterprise units, in the result of which the quality of the processed data has been enhanced significantly;
- implemented changes to the Enterprise group section, in order to ensure timely and precise processing of the information provided by the European Groups Register and to facilitate production of exchange files;
- improved ISDAMS functionality, which will promote availability of the information from the Statistical Business Register, essential for ensuring precise statistical information.

## Social statistics

In the field of social statistics for the first time a quality report on the statistical information on job vacancies in 2010 was elaborated and submitted to *Eurostat*. At the same time intensive preparatory work was performed for a new survey on social security in Europe (discussion, analysis and coordination of the requirements and measures stipulated by the Regulation). Besides, for the first time Household Budget Survey Data for 2010 for consumption groups in breakdown by rural and urban area have been calculated.

Completed data collection process of the Structure of Earnings Survey, which in accordance with the Regulation takes place once in four years and altogether 16.0 thousand local units were surveyed. In the course of data collection and processing, special attention was paid to the compliance of the information with the new Profession Classifier, which took effect in 1 June 2010.

In the field of Research and Development and Innovation Statistics, statistical information on GBAORD in Latvia in 2010 for the common database has been prepared and submitted to *Eurostat*. The CSB developed the main indicators of science and research in 2010, which were sent to the local data users (the Ministry of Education and Science, Latvian Academy of Sciences and Ministry of Economics). In the field of innovations, the CSB organised Survey on Innovations 2011, with the sample size of 1358 enterprises. 1205 of them took part in the survey and thus the response level reached 88.7%.

In order to obtain detailed information on the income, living conditions and material deprivation of the population, *EU-SILC* survey 2011 was conducted. For the first time for the purposes of this survey information from the administrative data sources of state information systems on the income components was applied, thus reducing the respondent burden.

## Agricultural and Environmental statistics

In 2011 the CSB improved crop production statistical data collection and aggregation methodology in accordance with requirements of the new Regulation determining changes for recording the area of agricultural crops and calculation of the average yield. From 2010 the average yield of agricultural crops is calculated per one hectare of harvested area, which ensures full data comparability among the EU Member States.

On the basis of the results of Agricultural Census 2010, information regarding economical size and specialisation of agricultural holdings was updated in the *Statistical Farm Register*. For running agricultural surveys, information from the Statistical Farm Register is used.

In order to reduce respondent burden, we continued using information from the administrative data sources for livestock statistics: for production of statistics on the number of livestock (cattle, sheep, goats and horses), as well as slaughtering statistics, information from the Agricultural Data Centre is used.

In 2012 it is planned to run both - a survey on the use of pesticides for agricultural crops and orchard survey. To ensure high quality and timely performance, methodology and questionnaires were developed already in 2011. In accordance with the requirements of the Regulation it is planned to acquire information on the use of pesticides for cereals and rape, and later also for other types of crop. Within the framework of the **orchard survey it is planned to cover apple trees** grown for commercial purposes. Data on the breakdown of the number of apple trees by density and age class will be collected to provide information on the potential fruit market.

Environment and energy issues being of high priority, we prepared statistical information for the European Energy Market Observatory regarding turnover of biofuel and biogas in Latvia, in 2009 – 2010. The CSB specialists have collected and analysed data on heat energy production and consumption by county, as well as participated in development of the informative reports of the Ministry of Economy.

In 2011 a survey on the international freight carriage and train movement (Trans – European Network) was carried out in rail transport statistics. This survey is run once in five years; the previous took place in 2005. In the result of the survey obtained information on intensity of freight and passenger movement by train lines within the TEN network and on the imported and exported volume of freight in each region.

In 2011 the CSB facilitated implementation of the requirements of the new tourism Regulation: improved survey methodology, determined administrative processes, created new data input system. The Regulation foresees a single threshold to all EU Member States for collecting statistics on tourism accommodation services, as well as stipulates data quality criteria. In order to reduce respondent burden in the household survey on travel, the questions have been broken down by module. The survey takes place once in three years. Henceforth the data calculated by the single methodology will provide comparable information in the EU tourism statistics.

#### Price statistics

Last year the CSB implemented Regulation stipulating minimum standards for the treatment of seasonal products in the harmonised index of consumer prices, as well as estimated the effect of this implementation on the price index.

It was decided to gradually transfer collection of producer price survey data to data collection and processing centres. It will allow focusing on the index calculations and in a longer perspective - **shorten data publication term**.

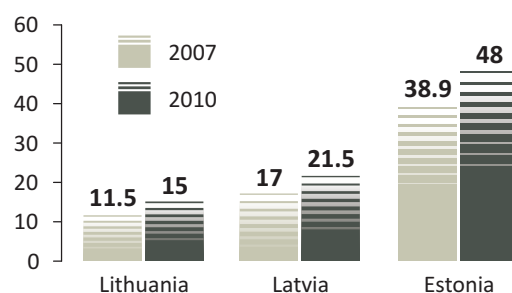
To reduce respondent burden we reviewed and simplified the content and design of the statistical questionnaires to be used for collecting producer prices in 2012: for example, implemented a unified questionnaire for collecting business service prices, as well as reviewed and updated construction cost prices questionnaire. To enhance data efficiency, we performed experimental calculations of the application options of industrial producer prices and import prices in the calculation of construction cost index.

During the year statistical data users expressed special interest for the construction cost index calculation methodology and data quality. Representative from the CSB participated in meetings with experts from the sector and the Ministry of Economy in order to present index calculation methods and data quality requirements. In co-operation with SJS Latvian State Roads a new road construction model was developed, which allows representing changes to the construction costs more precisely in the event of new construction.

Several research projects have been carried out in order to improve statistical data production methods or to create new methods **in the field of mathematical statistics**. Experts have improved seasonal adjustment and short-term forecasting methods for time series. A model for forecasting the GDP from the expenditure approach has been developed. We have completed transition to *Demetra+* software for seasonal adjustment which allows more precise seasonal adjustment for macroeconomic, business and social statistics. We have developed a new methodology for estimating the size of non-observed population of Latvia in the course of Population and Housing Census 2011. We have implemented a sample coordination scheme in the area of business statistics which allows the reduction of respondent burden and improves precision for the estimates of change between succeeding years.

The CSB personnel have followed the latest trends and achievements in mathematical statistics. The CSB mathematicians have attended different seminars, workshops and conferences in the field of mathematical statistics. They have given presentations and exchanged experience with colleagues from other countries. The most important events attended were the seminars *Survey Sampling Theory and Practice* organised by Stockholm University and Umea University, the conferences *Technology and Technological Innovations in Statistics* in Brussels, Belgium and *Baltic – Nordic Conference on Survey Statistics* in Sweden. CSB mathematicians presented three papers in *Baltic – Nordic Conference on Survey Statistics*: “Simulation study of sampling design in labour force survey”, “Combining data from labour force survey and register of unemployment survey” and “Outlier detection in business surveys”. CSB mathematicians have presented their research and practical results also at the 65<sup>th</sup> *Congress of the European Meeting of the Econometric Society* in Oslo, Norway and at the 15<sup>th</sup> workshop devoted to Population and Housing Census in the Baltic States.

Average area of the utilised agricultural land per holding in the Baltic States, ha




# Results of Agricultural Census 2010



## Results of Agricultural Census 2010

In 2011 the CSB continued processing, aggregation, and analysis of information obtained in Farm Structure Survey and Survey on Agricultural Production Methods 2010, as well as comparing data with the administrative data sources and administrative registers. We also launched work on preparing individual database of Agricultural Census for submission to Eurostat, adding coordinates of the key production locations of the holding. It enables data users to carry out a thorough mapping analysis of the provided data.

In December 2011 the CSB published a press release on the survey results; tables of the Census results for the country as a whole, as well as in breakdown by region and county are available in the Statistics Databases on the CSB homepage. We have also published data collection *Agricultural Census of Latvia in 2010*.

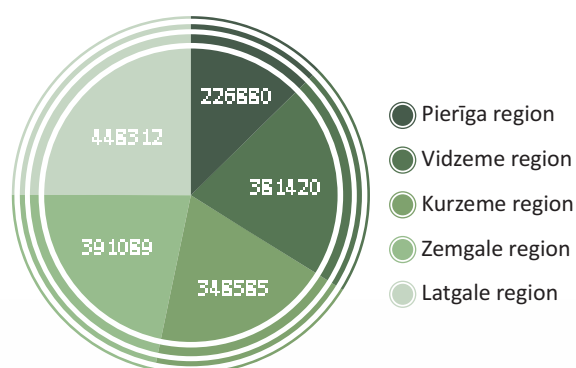


**Armands Vēveris, researcher of the Latvian State Institute of Agrarian Economics on the results:**

Within the framework of the Census covered 92.7 thousand or 86.5% of all economically active agricultural holdings in 2010, managing 98.7% of agricultural land. In the result, information on 90.5 thousand or 97.6% of the surveyed agricultural holdings has been obtained.

The acquired data owing to their diversity can be used for planning of Common Agricultural Policy and evaluation of rural development. The survey data provide comprehensive set of key agricultural indicators, excluding the gained production and prices, as well as specific economic indicators of holding activities, which are not be included in such surveys in accordance with legislation and practice. However, the detailed information allows for in-depth analysis of the agricultural sector, including development of organic farming – growing rapidly in the recent years. The organic farming methods are used in 8% of utilized agricultural land in Latvia. The fact that short-term tree growing is practiced already in 1150 holdings should be highlighted as a positive trend, because it indicates development of growing of energy crops and production of renewable energy.

Area of utilised agricultural land in statistical regions (ha)



The CSB has found a possibility to obtain detailed information on agricultural fixed assets (machinery, buildings), also including data on the purchase time. A slight increase can be observed in the share of new machinery, purchased less than 6 years ago; however, the total amount of machinery has decreased by 10 – 12%. Also the number of holdings with other gainful activities outside holding has declined. Census results show that only 5% of holdings are involved in additional activities outside holding, compared to 9% in 2007 and 12% in 2001.

Two main trends can be observed in the Census results – concentration of agricultural production in major agricultural holdings (only 1.4% of the holdings manage 36% of agricultural land) and decrease in the number of agricultural holdings and employment level. 83.4 thousand active agricultural holdings were surveyed within the Agricultural Census framework, which is 30 thousand (or 26.5%) less than in 2007 and 57 thousand (41%) less than in Agricultural Census in 2001. It means that in the course of nine years the number of holdings has decreased almost twice!

Similarly, the number of persons employed in annual work units in this period has decreased by 40% (from 141.2 thousand to 85.9 thousand). Information on the employment level and structure of holdings and education level of those working in agriculture is of great importance for development of the rural policy. The number of persons employed in agriculture decreases rapidly – by 20% in three years since 2007. 181 thousand persons were regularly employed in agriculture in 2010, of which 30 thousand or 16.5% worked full-time. Besides more than 60% of holding managers did not have agricultural education. Such situation requires respective political action, in order to eliminate or at least reduce the negative socio-economic consequences arisen thereof - decline in rural density of population, movement of population away from rural regions and from Latvia in general, unfavourable demographic situation, insufficient number of jobs in rural areas, which creates unfavourable social environment and other problems.

The Census results include thorough data on the county level, which provide an essential informative material also for developing the regional policy and reveal the great territorial differences. For example, the average area of utilized agricultural land per holding in the counties varies from 5 to 55 ha, where the average area in Latgale region (14 ha) is smaller by one third as compared to the average indicator in the country (21.5 ha). More detailed analysis and policy development requires information also on the level of parish; however, in the official publications in contrast to Agricultural Census 2001 data are available only on the level of county.

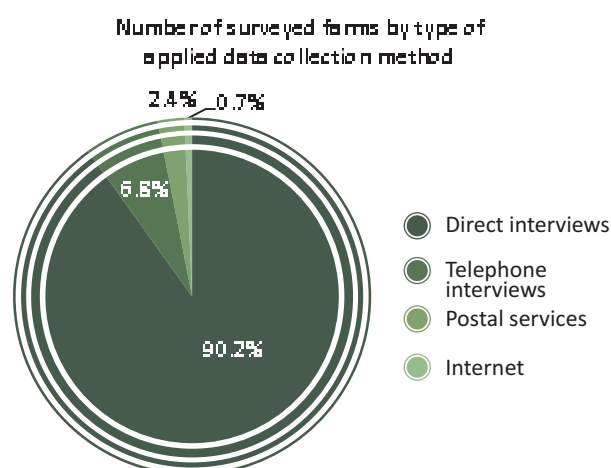
Data show that type of farming develops in two sectors - field crops and dairying, thus reducing mixed farming, as well as growing of permanent crops. Since 2007 the share of field crops farming has increased from 33% to 45% of the total number of agricultural holdings, whereas dairy farming from 16% to 21%. Even though it can reduce agricultural costs, it is also a subject to great risk in the event unexpected changes occur to the market (like in 2009).

Still more than a half of holdings do not produce any production for sale; besides, the share of such holdings since 2007 has grown from 55.2% to 56.5%. It means that the involvement of small agricultural holdings in the market should be promoted.

In separate cases more detailed information could be wished for (for example, other gainful activities are only named, without mentioning the respective share, etc). However, considering the limited budget of the Census, it should be noted that the volume of work performed for analysis and decision taking is very valuable.


The fact that in Agricultural Census 2010 only those holdings were surveyed, that comply with minimum requirements of Regulation (EC) No 1166/2008 of the European Parliament and the Council should be mentioned as one of the drawbacks. Agricultural census involves agricultural holdings where the area of utilized agricultural land rises above 1 ha and the standard output exceeds EUR 70, regardless of the area. Altogether 7.3% of the agricultural holdings included in the *Statistical Farm Register* were not included in the Census; therefore the data of the total number of the active holdings in the country is not precise. Even though in the conditions of limited resources it is understandable that acquisition of information from the smallest agricultural holdings is too expensive, still in order to obtain comparable data with the previous periods it would be advisable to at least identify if the holding is economically active and if it is involved in agricultural production.

To carry out high quality economic research, Census data should be analysed in more detail – for example, provision of machinery and buildings not only by region and county, but also by economic size group of agricultural holdings, type of farming etc. Therefore it is also recommended to extend the available breakdowns, as well as provide an option to receive the data upon request.





# Population and Housing Census 2011 completed!



## Population and Housing Census 2011 completed!



Population and Housing Census 2011 was the first such Census after accession to the EU and gradual abolition of restrictions for labour mobility. Population and Housing Census in Latvia was carried out within the set term of the UN World Population and Housing Census and organised in accordance with the Regulation of the European Parliament and of the Council of 9 July 2008 regarding population and housing censuses and the Law on Population and Housing Census.

The CSB was responsible for ensuring that the Population and Housing Census in Latvia is carried out professionally, within the set terms and in accordance with the provisions of the applicable regulatory enactments.

As we considered data collection to be the most challenging task, preparatory work was mainly directed towards improvement of the data collection procedure. In order to even out interviewers' work load, to prepare for the Population Census more efficiently, as well as to keep control over its course, an automated system for determining Census areas was developed and introduced.

IT development and growing use of the internet among the population encouraged the CSB to implement new, state-of-the-art IT solutions for running the Population and Housing Census. Latvia was one of the countries that used specially equipped portable computers to conduct direct interviews. To support computerised interviews, the CSB statistical data processing system was supplemented with module ISDAVS CASIS, thus ensuring more operative and transparent data collection system. Within the framework of the system two types of electronic questionnaires were developed – one for submission on the internet, where people completed the form themselves, and the other for interviewers to conduct computerised interviews. To complete the form, questions were arranged in a logical order, depending on the previously provided answers. The questionnaires were verified for possible provision of any incorrect or mutually illogical answers.



The option to count oneself on the internet received unexpected responsiveness, 30% of the total number of respondents opted for it. In order to complete the questionnaire, people were offered to use either safe electronic signature or internet bank identifiers. Those who did not have internet access at home were invited to use inclusions at local libraries. For this purpose the CSB organised training for personnel of the libraries, explaining the procedure of the Population Census and providing an informative brochure on the completion of the questionnaire on-line.

In order to prevent any unauthorised access to private information, information was stored and data were transferred in cipher. After entering information of the questionnaire, Population Census enumerators regularly sent all collected data to the CSB central statistical data processing system using a wireless internet connection, for this purpose using also state library toll-free internet options.

In order to promote recognition and people's awareness of the Population Census, the CSB developed a logo, prepared and placed audio, video, environment and newspaper advertisements, created homepage [www.tautasskaitisana.lv](http://www.tautasskaitisana.lv) and Population Census accounts in social networks, as well as organised different PR activities.



Besides, to raise people's interest and involvement in the procedure of Population and Housing Census, a free-of-charge informative phone line 80000777 was opened. Altogether almost **22 thousand incoming calls** were registered during the period of the Population Census. People could also send e-mails at [tautasskaitisana@csb.gov.lv](mailto:tautasskaitisana@csb.gov.lv). The home page [www.tautasskaitisana.lv](http://www.tautasskaitisana.lv) providing instructions for completing the questionnaires was visited **1.1 million times**. News of the Population Census process was also published in the CSB home page [www.csb.gov.lv](http://www.csb.gov.lv).

To solve methodological and administrative issues the CSB worked in close co-operation with ministries, state institutions, local governments, scientific organisations, as well as with the major universities in Latvia. Many enterprises, organisations and local governments were very cooperative and got involved in the movement promoting social responsibility *I take part in the Population Census*. The idea of this movement was to inform personnel of enterprises and members of organisations upon issues related to the Population Census, its meaning and procedure, inviting them to complete the Population Census questionnaire on the internet.

State administrative data were used much more extensively than ever before. To obtain the information essential for the Population Census, the CSB concluded separate agreements with the Office of Citizenship and Migration Affairs, State Social Insurance Agency, Health Payment Centre, as well as supplemented agreement with the State Land Service. Additional information exchange was organised also with the State Employment Agency and Ministry of Education and Science, as well as with secondary professional and higher education establishments.



Direct interviews of the Population and Housing Census were organised from March 17 to May 31, 2011. In these interviews **1960 Population Census enumerators** acquired information included in the Population Census programme about people and households, using portable computers for their work.

This period was very busy to everybody involved in the Population Census process; therefore we are even happier that during this stressful period of time Population Census enumerators in Gulbene county managed to collect their experience and daily routine in the diary of Population Census enumerator *Amazing power of 31 outstanding personalities, uncountable discoveries encountered during 76 days, 1824 hours*. In its turn, staff members of Riga city Kurzeme district Population and Housing Census Regional management and coordination centre have even created a special flag for this event. It is even more essential due to the fact that most probably Population and Housing Census in its traditional understanding, when enumerators actually go and interview people, will no longer exist after 10 years.

### Insight in Population and Housing Census 2000...


*...enumerators' tasks were prepared manually according to the information from the Population Register of the Office of Citizenship and Migration Affairs ...*

*... printed 4 million Population Census Household and Person sheets. **4466 enumerators** were involved in the process. In order to afterwards have the completed forms scanned in the computer, Population Census enumerators were instructed to fulfil numbers and letters in the forms strictly by a specific approved standard...*

*...in data processing the most innovative technology of that time was used – scanning, computerised verification and creation of summary tables of paper questionnaire forms. Special equipment for scanning the sheets, as well as computers and updated archive for accepting and storing documentation were purchased. To create the technical basis we received financial support from the Swedish Ministry of Foreign Affairs and Statistical office of Finland...*

*...for the convenience of people the CSB provided and financed a toll-free telephone line 8005008, where **1930 incoming calls** were handled.*

# Local governments - in focus



### Conducting Self-evaluation Survey of Local Governments

In 2011 survey of heads of all local governments took place in Latvia - already the sixth in turn and the second after completion of the administrative – territorial reform. Heads of local governments provided their evaluation of the territorial reform, employment situation, financial provision and economic development. Each year a specific issue of at-most interest in the society is highlighted in the survey with additional more detailed questions. The focus of 2011 was the options of local governments and territorial administrations to ensure provision of public services.

All institutions, including local governments are founded to fulfil a range of specific duties or functions. Local governments are responsible for the provision of education, healthcare, culture, public utilities, and transport facilities, as well as security, social protection and other public services. Are local governments capable of providing these services? **In broad lines self-evaluations are positive.** However, availability of these services is evaluated differently depending on the place of living of the population and territory, as well as on the service group. As already assumed, people in the cities receive the largest share of these services. In its turn, people in rural areas receive by 19 percentage points less. Besides, people in the cities turn out to be privileged both - in the nine cities under state jurisdiction and in county towns. In the evaluation of service availability among urban population there was a great predominance of the answer “very good opportunities” over the answer “small opportunities” - in cities under state jurisdiction +89 percentage points and in the counties +34 percentage points. In its turn, the heads of the cities under state jurisdiction assessed service availability to rural population even as negative -22; also the heads of counties evaluated this availability only with +19. It means that the capacity of provision of services to the population in rural areas is quite low in the country.

The same contrasts in the opportunities of servicing urban and rural population can be observed in practically all regions, even in the economically and socially best developed Riga region, but particularly in Kurzeme region. The relatively worst situation with regard to the availability of local government services among the counties could be observed in the rural area in Latgale (balance +10). The further away from the centres, the worse the situation. At the same time, we were surprised that opportunities to provide different services to urban population in Latgale counties are evaluated even higher than in Zemgale and Vidzeme region.

Judging by service group the highest assessment was given to education, culture and sports sector; in its turn, the most negative evaluation (in rural areas) received transport services, public health and public order. It is strange that legal services, which require the smallest amount of investments are provided only in a few local governments.

What limits local governments? Bureaucratic barriers take up the first position already since 2007. In the survey of 2011, 77% of the heads of local governments marked bureaucracy as a limiting factor, whereas 24% marked it even as highly limiting. Almost as many local governments marked the insufficient financial resources (77%) and unsatisfactory road condition (72%); a bit smaller number marked discrepancies in the regulatory enactments (66%). Other factors (of altogether 17 offered) were marked considerably less commonly.

How is bureaucracy generated? In Brussels, Riga or by local governments themselves? It is a question of the future surveys. And why is it generated? Unlikely due to vagaries of civil servants. We are protected from violent crime by iron doors, alarm systems, video surveillance, security organisations... Bureaucracy should protect as from intellectual crime: certificates, licences, regulatory enactments, tender regulations, administrative competitions etc. How well we are protected is a different question.

Summarising data of survey 2011, great attention was paid to regional breakdown. The received answers from local governments on the majority of the survey questions only partially confirmed the cognition widely spread in mass media: situation in Riga is the best, while in Latgale - the worst. Naturally, Latgale has its specific challenges and they are represented also by the survey results – worse road condition, Riga and regional centres are difficult to reach etc. The greatest differences could be observed in the question Is unemployment a serious problem in your municipality? All heads of the local governments in Latgale considered this a problem: 90% marked it as a very serious problem (in other regions not more than 68%), whereas 10% marked it as a quite serious problem.

The survey results are compiled in an analytical book *Performance of Latvia's Local Governments in the Assessment of their Leaders* - RCSB, 2011.

The authors of the book wish endurance and strength in overcoming these difficulties in Latgale, Kurzeme, Zemgale and Vidzeme. Shall Riga serve as an example to people in other regions and a nice city to visit; however, not a future place of residence. In Riga there are not the blue lakes of Latgale, the bends of the river Gauja and the riffles of the river Amata, no Abava and Venta rapids, no wide fields of Zemgale. People in Riga wish these places were closer.

### Searching for solutions to provide the necessary statistical indicators to local governments

In 2011, we more and more often came across the question of the volume and level of detail of the statistical information. Local governments launched active negotiations about these issues. To develop a target-oriented plan and attract investments within the framework of the development programme, local governments need statistical data on the specific economic situation in different territories, environment, demography and social conditions. However, after completion of the administrative territorial reform, statistical data are available mainly in breakdown by city under state jurisdiction and county. There is no longer information on county towns and parishes available. Besides, before implementation of the reform, there were also statistical data on the 26 administrative districts provided. Currently this information is available only for the 6 statistical regions - Rīga, Pierīga, Vidzeme, Kurzeme, Zemgale, Latgale.



Besides, the number of population in separate counties equals the number of population in the cities under state jurisdiction; however, availability of statistical information for the cities under state jurisdiction is much higher than by county. At the same time provisions of the regulatory enactments stipulate the same requirements for all local governments, regardless of the number of population. It means that all local governments, not only of the cities under state jurisdiction need comprehensive statistical data. The absence of these data has a negative effect on the opportunities of local governments to ensure high quality evaluation and identification of the current social and economic situation. Therefore it is very difficult to develop economically – substantiated documents for the current and future local government planning periods.

To investigate the above-mentioned problem and to find the most appropriate solutions as requested by the Cabinet, a working group was organised to develop an informative report *On indicators required by local governments, acquisition options and the required financing*. The working group involved representatives from the CSB, Latvian Association of Local and Regional Governments, Association of Large Cities of Latvia, Ministry of Environmental Protection and Regional Development, State Regional Development Agency and local governments who have submitted suggestions to improve the availability of statistical data.

In the limited budget conditions, public institutions in Latvia, including also the CSB, have set priority to the execution of a range of EU requirements, and therefore less attention is paid to the needs of the local users. As requested by the Cabinet, the working group arranged by the CSB analysed thoroughly the situation, taking into account suggestions received in the course of development of the annual National Programme of Statistical Information, as well as the results of the survey of all local governments conducted within the framework of the working group. The analysis shows that the volume of statistical information in breakdown by the lowest level of administrative territory has decreased by 31 units, and can be most explicitly observed in the statistical indicators characterising national economy, social conditions of the population as well as statistical data on the demographic situation.

Altogether 60 statistical indicator request suggestions were assessed in the working group. Analysing the information currently available in the CSB and administrative registers, it has been decided to provide 32 statistical indicators on the requested level of detail free of charge, and they have been included in the National Programme of Statistical Information for 2012. However, additional resources are needed for the preparation of such indicators as regional gross domestic product and added value, migration of the population, number and indicators of natural movement, structural indicators of industry, construction, trade and services, the average number of employees and non-financial investments, crucial to the local governments for planning future activities. The Cabinet has assigned the institutions responsible for data preparation a task to request additional resources for the provision of the additional statistical data to the local governments, planning the government budget starting already from 2013. After receipt of the required additional resources, statistical indicators needed for local governments will be included in the National Programme of Statistical Information. Preparation of the indicators included under suggestion 21 in smaller territorial units was postponed due to the volume of the required investment – result analysis, statistical confidentiality or other substantiated reasons (for example, a similar indicator is available in the registers).

The informative report of the working group emphasises the need for improving data quality and compliance in state register, including also additional indicators and coordinating the acquisition methodology so that the information can be used by different users for different purposes.

More information is available here:

<http://www.mk.gov.lv/lv/mk/tap/?pid=40219151&mode=mkk&date=2011-09-05>

#### **Explaining the methodology for statistical data acquisition and data application options**

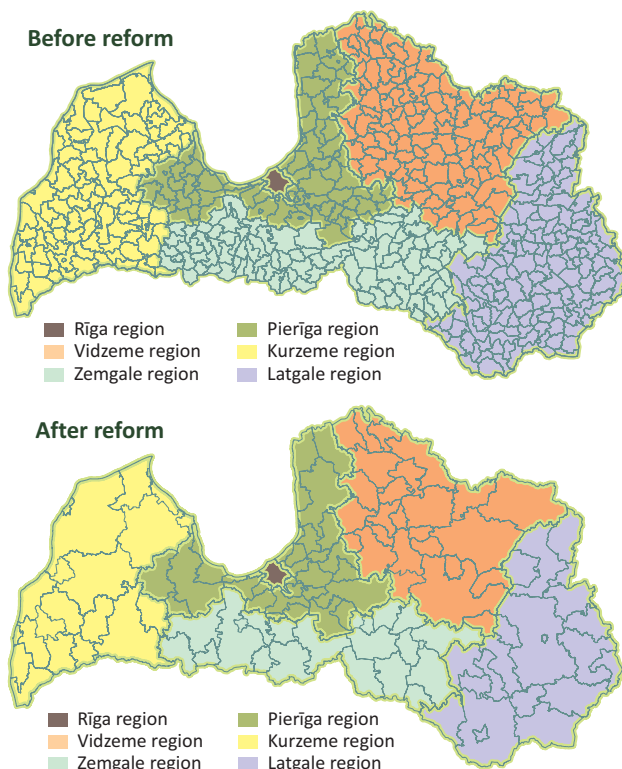
The CSB took part in the training sessions *Methods for Monitoring and Evaluating Territorial Development* organised by the Ministry of Environmental Protection and Regional Development for heads of local government planning and development units, as well as for other specialists in all regions in Latvia.

Training participants got acquainted with statistical information application options to monitor and evaluate territorial development, as well as with specifics of statistical indicator acquisition and calculation process.


Within the training session the CSB internet data base was demonstrated to the participants, explaining data searching and selecting methods, as well as providing information on how to obtain indicators to be included in the development plans.

Special attention was paid to the methodological information, as it ensures precise interpretation of the indicators. It is of special importance in the territorial statistics, as first of all statistical data are collected in order to obtain reliable indicators on the national level. Discussing the usefulness of these training sessions, the participants noted that in their previous work they had not paid attention to the methodology for acquiring statistics and had underestimated its importance in the interpretation of indicators. Such methodological aspects like data regionalisation and office location almost always were left unnoticed.

#### **Administrative - territorial map of Latvia**



**„Statistics will prove anything,  
even the truth!” Interview with  
Oļģerts Krastiņš**



## Oļģerts Krastiņš: „.....Statistics will prove anything, even the truth!....”



In 2011 Oļģerts Krastiņš – academician, statistician, scientist, author of many textbooks, artist celebrated his 80th anniversary. Professor Oļģerts Krastiņš has carried out scientific research on living conditions and standards, as well as agriculture. Total number of articles exceeds 800, of which 380 are scientific papers, 45 – textbooks and teaching aids. Academic Oļģerts Krastiņš has been awarded with Certificate of Recognition from the Ministry of Education and Science for long-term and flawless work in Latvian statistics, as well as excellent training of new specialists.

### **How did you become a statistician?**

To begin with I became an economist. I had to choose a technical college, the secondary education that would grant financial aid. My mother – the only breadwinner in our family – worked in a *kolhoz* (collective farm), where work-days were almost unpaid. The only technical college within reach from my place of residence was Valmiera Technical College of Economics. When choosing higher education field, all I could was to continue previously taken course. So, my choice was in line with the doctrine popular at the time: „**Freedom is wilful choice of necessity**”. I got deeper involved with statistics when I became the State Statistics Inspector of Valmiera district and my main duty was to organize and manage Population Census 1959 activities in the district. I liked it! And I really liked to comment on statistical data for local or sometimes also national newspapers. This was the way to the science. In 1960 I entered postgraduate course (nowadays Doctoral studies), I chose statistics without any doubt. I felt that statistics, in a wider sense – analytical economics, is closer related to the hard than commercial economics, which is probably related to arts or maybe something truly unique.

### **Are there any research projects that you remember vividly?**

From the soviet period I would recall - *Practical Interpretation and Application of Regression and Correlation Analysis Results in Statistics*. When E. Āboliņš, the Chief of Latvian Central Statistical Office was presented the first results, he established a new section of the CSB to practically implement this work. These methods proved to be most efficient in agricultural statistics: the newly established section annually published six bulletins for at least 10 years. During the first decade of the independent Republic of Latvia I would note research projects in social statistics, but during the second decade – territorial statistics. Together with professor E. Vanags we worked out **the methodology for Territory Development Index**, which is still used in practise.

### **Please tell us about your activities as a professor at the University?**

During the career my principal work place was a scientific institution, for the longest period – Latvian Statistical Institute. I started to work at the University of Latvia only after my second thesis (nowadays - Dr. habil. oec.) was accepted in 1972. However, it seems that this work has produced the most lasting results. The textbook first released in 1978 has seen three revised and supplemented editions, and as far as I now the latest editions are still used in several Latvian universities. Scientific monographs did not experience such a long lifetime.

First editions of the textbook were released with a title *Probability Theory and Mathematical Statistics*. Statistics according to the official programme of the time had to be studied as a social science and thus it should also embody the Party spirit. However, not only abroad but also in the Soviet Union number of scientists considered that statistics is a methodological objective and non-party science. To stand by this position, it was safer to **disguise the textbook with a cover name**. Latest editions had the right title *Statistics and Econometrics*.



### **Statistics Latvia – 92. A great deal or a little more than nothing?**

Better 22+50+20 or something near to this. It is enough for a historian to write three books, but it may be not enough for integral experience and not enough for special abilities to develop and highlight Statistics Latvia from other National Statistical Institutions. **Too many external dominates.....**

### **Please tell us which Latvian statisticians you consider the leading personalities?**

When looking only at those to whom according to our traditions we could already build a monument, I would like to highlight two names. **Mārgers Skujenieks** was not only the **founder of Statistics Latvia** but also a well-known scientist and statesman. Books written by him were printed not only by the State Statistical Bureau, where he was the President, but also other independent publishers. These books have retained their value even today. As a statesman he was able to raise both the status of the Statistics Latvia as an organisation and the authority of some Statistics Latvia employees. The State Statistical Bureau was a department under the Cabinet of Ministers. On his turn, **Elerts Āboliņš** was able to create a **modern Computing Centre in Riga** during the very harsh times of centralisation. Statisticians from other Soviet Republics (today – other countries) visited the Computing Centre to see the innovative approach to the statistics production. He also established scientific research department – later the department, which later transformed into the Latvian Statistical Institute. Nothing like that existed in any other Soviet Republic. Unfortunately, these establishments did not survive to celebrate important anniversaries.

### **Powered by technological progress and information availability statistics has seen „prime of life, harvest and also winter time“. Can we talk about general development of statistics?**

Definitely. First and foremost, this refers to the first stages of statistical production – data collection and processing. Statisticians have adopted modern sampling techniques: in the daily work formulas are used that you will not find in the textbook explanations due to their level of complexity. **Modern computers replaced rumbling arithmometer** on their way leaving behind room-size electronic calculators and the huge computing centre. Subjectively, the analytical work has been less affected by the march of progress. Comparing today's statistical publications with old books published during M. Skujenieks working life, there are many more things in common than differences. The exception could be macroeconomic statistics, which is a success of the last two decades. I am inclined to think that it can be hard to write a good analytical piece at the request of your superior. The driver should be personal interest in the research, some say special abilities which can be replaced by vast knowledge on the subject and its various aspects. Therefore we should headhunt for the analysts; analytical work should be fostered by reducing the burden of routine jobs.

### **Can you describe shortly an average statistician?**

Formal answer would be a woman. **Middle aged woman**. Earning less than her colleagues in banks and ministries... But more to the point, I have to say that statisticians create such a statistical population for which it is unreasonable to calculate an average. First of all we can make grouping: statisticians - practitioners, statisticians - scientists, statisticians - academic staff etc. Among practitioners we can select at least two subgroups: managers and analysts, interviewers and computing specialists. Each group and subgroup performs in a different field of work and this setting has an impact on the personality.

### **For the last two years on the 20th of October we celebrate World Statistics Day. Do you think statistics needs the event?**

Statistics does not need it that much as statisticians! A change in the daily rhythm! One should have a good feeling of statistician expectations from this day. If that is not clear, statisticians should be the ones having no problem to run a short survey among them. There is a wide choice: **ranging from scientific conference to an evening party**; from prizes and awards to a self-financed social event. We could celebrate together with the Association of Statisticians – wider network for getting good connections and speak about professional interests.

### **„Lies, dammed lies and statistics“- what do you think about the saying?**

This aphorism by Mark Twain is a **totally worn-out quote and is under maintenance now**. Word „statistics“ can be replaced by „political programmes“, „deputy candidate's promises“ or anything on the social agenda. There is one fresher quote about statistics. This as aphorism by English Physician and writer Noël Moynihan: „Statistics will prove anything, even the truth!“ I have tried to illustrate it in my scientific essay.



# Development projects for collection and processing of statistical data

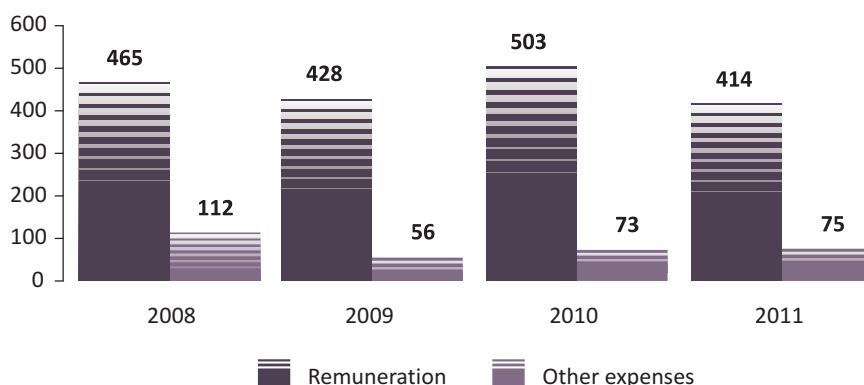


## Development projects for collection and processing of statistical data

With the objective to promote development of the statistical area, since 2003 the CSB has been implementing projects financed by the grant scheme. Participation in these projects allows attracting significant additional financing to implement requirements stipulated by EU Regulations. In the last years the number and scope of the projects

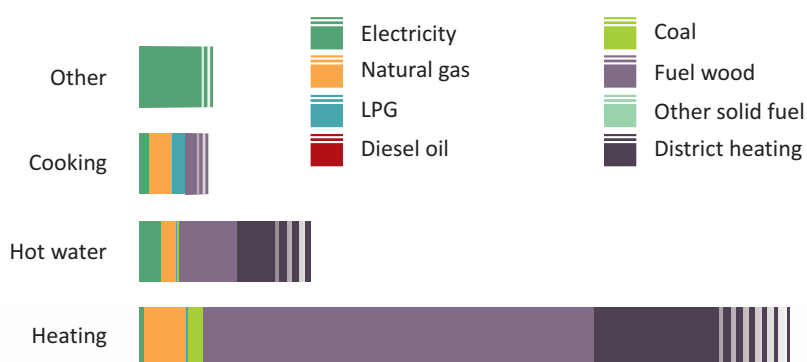
tended to increase; however, the situation changed quite rapidly in 2011 due to the increase in the minimum amount of the EU co-financing to EUR 50 000. Owing to this reason, the number of projects implemented in the reporting year has decreased, as comparing similar volume of the invested work in Latvia and other EU Member States, the CSB due to the low level of financing cannot reach the minimum threshold stipulated by the project offer. The CSB in co-operation with statistical institutions in Lithuania and Estonia turned to *Eurostat* with a recommendation to review the set threshold and to lower it to at least EUR 30 000.

Projects implemented in 2008–2011(thsd LVL)



In 2011 the CSB employees were engaged in 29 grant scheme projects. One of the most significant and extensive projects in 2011 was *Development of Detailed Statistics on Energy Consumption in Households* aiming to obtain detailed information on all types of energy used in households. This survey takes place in Latvia once in five years and compared to the previous surveys, this was both - much more detailed - supplemented with

Types of fuel used by households (TJ)



questions on the consumption of renewable energy in households and also much more extensive, as information was obtained from 7399 households.

Within the project framework a scientifically substantiated model for breakdown of the consumed energy in households was elaborated. By entering separate types of energy consumption to the programme, it is possible to acquire information on the volume of the consumed energy of each type for heating, for hot water, for cooking and lighting. Development of such programme will significantly improve energy statistics with regard to the household sector, as well as will facilitate future elaboration and implementation of the energy efficiency improvement programme.

Within the framework of *Pilot study on Owner - occupied Housing (OOH) in the Framework of the harmonized Index of Consumer prices - Stage 4* the CSB launched experimental calculations of the residential property price index, which allow data users obtain data on the dwelling price statistics that are compiled applying the harmonised EU methodology and will be comparable with other countries. The index has been included among the indicators in the scoreboard defined by the European Commission for monitoring macroeconomic imbalances. Indicators included in this scoreboard are verified against identified indicative thresholds, in order to surveil the macroeconomic stability of the EU Member States.

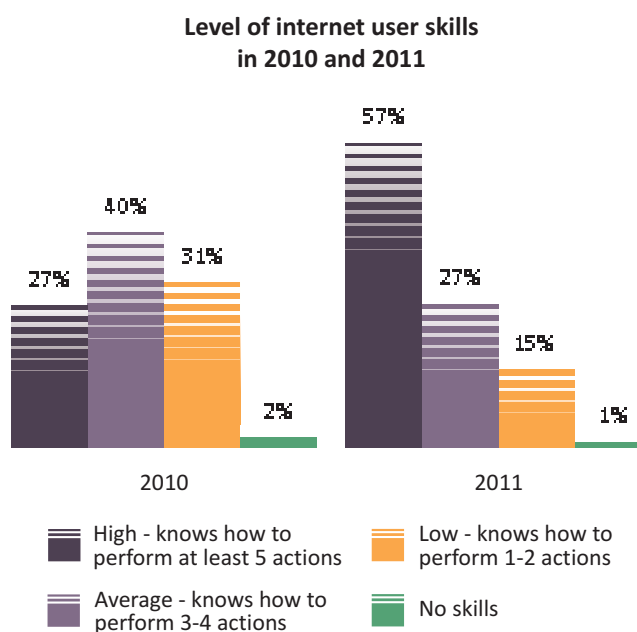
One of the most interesting events was annual project *Data collection on ICT usage in households and by individuals 2011*. Within the framework of this project the survey for 2011 was supplemented with questions regarding e-skills, both - computer and internet user skills. The results of the survey of the reporting year revealed that the level of e-skills among the population of Latvia has increased. And it turns out that the majority of the respondents acquire the e-skills themselves!

The skills were evaluated by the following factors:

- 1) using search engines to acquire information;
- 2) sending e-mails with attached files;
- 3) posting messages to chat sites, blogs, newsgroups or online discussion forums;
- 4) using the internet to make phone calls;
- 5) using peer-to-peer file sharing for exchanging films and music.

Starting with 2002, changes to the implementation policy of the projects financed by the European Commission have promoted implementation of ESSnet projects, involving several cooperating countries. The objective of the project is to improve or elaborate statistical methodology, and the project output is available and binding for all ESS countries. In 2011 the CSB took part in 3 such projects. The main task of the project *ESSnet on Automated Data Collection and Reporting in Accommodation Statistics* is to define a single list of tourist accommodation establishments in different countries, to be used in Europe, in order to implement automated reporting in the establishment management system. The coordinating country of the project was Spain involving Latvia, Slovakia, Belgium, Lithuania, Bulgaria, Poland and Finland as co-partners. During the project implementation period the project group carried out a research on the existing software installed in the tourist accommodation establishments in each of the EU Member States, as well as developed a list of indicators to be recommended to software developers. The project is ongoing also in 2012.

In 2011 the CSB launched preparatory work for the implementation of the *Survey on Measuring Global Value Chains*, the objective of which is to obtain information on the organisation and management of enterprise business activities. The survey seeks to create global value chains, which include functions and tasks performed by separate enterprises, related to development of goods and services from the initial conception to delivery to the final consumer and the possible transfer of after-sales services to foreign enterprises. This is a completely new, not covered statistical area; the term for project implementation is 2012 – 2013.



# International Cooperation



Active and multi-dimensional international cooperation in the field of statistics promotes integration of the Latvian Statistical System into the European Statistical System and furthers professional growth and qualification of CSB experts, as well as ensures the defence of the national interests of Latvia in the field of statistics in the European Union.

The CSB experts took part in UNECE work sessions and meetings, in the meetings of different international organisations – OECD, UNESCO, the International Statistical Institute, etc. During meetings the CSB experts had a possibility to get acquainted with investigations in different fields of statistics by scientists and experts of national statistical institutes. In the reference year one of the most important themes in high level meetings was the approval of several unified international standards, as well as discussions how to reflect exceptional economic and social events in statistics. It was important for macroeconomic experts to share their experiences in improving the financial accounts methodology.



In January 2011 the CSB started implementation of the Twinning project *Support to the National Statistical Service of the Republic of Armenia*. The aim of the project is to provide support to the National Statistical Service of the Republic of Armenia in improving methodology and quality management in statistics, to approximate it to the EU standards. The leading partner of the project is Statistics Denmark, involving experts from Denmark, Germany, Finland, Lithuania, Latvia and Sweden. The task of CSB experts is to consult Armenian statisticians on the development of methodology of structural business statistics, consumer price indices and statistical quality issues.

Within the framework of bilateral cooperation the CSB foreign trade experts paid a visit to the State Statistics Service of Ukraine in order to analyse and compare volumes of Latvian and Ukrainian mutual trade using the mirror statistics method.

Within the framework of EU financial instruments the CSB hosted study visits for representatives of the State Statistical Office of the Republic of Macedonia and the State Statistical Committee of the Republic of Azerbaijan to the CSB. The CSB experts consulted colleagues on energy and social statistics issues, as well as shared experience in the organisation and implementation of twinning projects.

In the reference period cooperation with Statistics Lithuanian and Statistics Estonia was continued, bilateral and trilateral meetings of experts were organized. Leaders of the Baltic NSIs meet annually in one of the Baltic countries in order to evaluate the cooperation in the previous planning period and discuss the future plans. In 2011 the meeting took place in Estonia where the main topic for discussions was – experience in organizing Population and Housing Census 2011 and the Agricultural Census. Besides, statistical experts of the Baltic countries met in 5 meetings. The main fields and themes discussed:

- Exchange of experience on current events and methodological questions in the field of social statistics, as well as on the improvement of the quality of the EU Survey on Income and Living Conditions (EU-SILC) and Household Budget Survey (HBS).
- Development of foreign trade statistics methodology in the Baltic countries.
- Agricultural Census 2010, the forthcoming survey of structure of agricultural holdings and foreseeable changes in the legislation of agricultural statistics.
- Exchange of experience in the run of population census in Latvia and Lithuania, acquaintance with the work of Statistics Estonia on the Population Census, data confidentiality and dissemination activities and planning of common cooperation activities for the next planning period.
- Actual price statistics issues.

# Homepage



In 2011 the CSB devoted time and special attention to web analytics in order to measure user habits. For this purpose Google analytics, a free tool that generates detailed statistics about the homepage visitors.

The majority of the CSB homepage users are regular visitors (70%). And the largest share of all users access the CSB homepage through searching for specific keywords and landing directly on one of the subsections. As information users on the Internet have got accustomed to using search engines bypassing the homepage is a frequently observed visitors habit. Nearly half of the CSB homepage users (48%) – both returning and new visitors, are coming through a search engine. The majority use Google. Therefore, the CSB improved its homepage subsection visibility and teaser information in the Google results.

Especially fruitful was the homepage search keyword analysis. New homepage sections, key indicators tables and texts in Help section were created to give appropriate information for those keywords that were often used but previously did not provide good results.

For example, in the Latvian version of the CSB homepage „untaxed minimum”, which is not published by the CSB, was a frequent search term. There is a possibility that user did not know the right terminology and wanted to get „subsistence minimum”, therefore an informative page on untaxed minimum (with a link to the State Revenue Service), subsistence minimum also called minimum consumer basket and consumer basket for price statistics (links to the CSB Key indicators) was created.

## The CSB joined twitter

Since August 2011 the CSB joined the social network Twitter with two accounts: CSP\_Latvija and CSB\_Latvia, where we are active and with the Latvian account version sometimes even proactive, not only tweeting about latest released statistics but also replying to questions and taking part in discussions.

For example, on a day when Riga was celebrating its 810th Anniversary the CSB published a graph on the number of inhabitants in Riga since 1800, which became a popular retweet.

## Forcast game on Twitter – how many marriages will be concluded on 11.11.11.

**Latvijas statistika** @CSP\_Latvija 10 Nov  
Atgādinām: #Konkurss 748 (07.07.07.), 681 (08.08.08.), 133 (09.09.09.), 114 (10.10.10.). Cik būs 11.11.11. Balva, gan arī būs

**Latvijas statistika** @CSP\_Latvija 16 Dec  
Atgādinām @lgors\_Kasjanovs atbildi: Hm...ekonometriski sanāk, ka vajadzētu būt 249, bet domāju ažiotaža kritusies, tāpēc ar eksp. vērt.:229

**Latvijas statistika** @CSP\_Latvija 16 Dec  
Ar prieku paziņojam, ka 11.11.11. laulību skaita prognozes konkurssā uzvarēja @lgors\_Kasjanovs kura prognoze bija vistuvāk 246.

**Latvijas statistika** @CSP\_Latvija 16 Dec  
11.11.11. laulību skaita prognozes konkurssā piedalījās arī @Maris444 @EzerinsE @AgneseBee @varisv

**Latvijas statistika** @CSP\_Latvija 16 Dec  
11.11.11. laulību skaita prognozes konkurssā piedalījās @kruuze12345 @ilzeze @Eglajs @LieneKa @lgors\_Kasjanovs

## Search results for the CSB Questionnaire index

veidlapa 2-darbs 2012

Aptuveni 419 000 rezultāti (0,31 sekundes)

[Pārskats par darbu | Latvijas statistika](#)  
www.csb.gov.lv/veidlapas/2012/2-darbs - Saglabātā kopija  
23 feb 2012 – **Veidlapa:** "Pārskats par darbu" Indeks: "2-darbs"; Jāiesniedz no 2012. gada; Papildinformācija pa tālruni: 67366840; 67366917.

## Information for wage calculation

oficialais statistikas paziņojums

Aptuveni 281 000 rezultāti (0,36 sekundes)

[Darba samaksa - Mēnešalgas apmēra noteikšana | Latvijas statistika](#)  
www.csb.gov.lv/statistikas.../darba-samaksa-menesal... - Saglabātā kopija  
17 feb 2012 – **Oficiālais statistikas paziņojums** valsts un pašvaldību amatpersonu, kapitālsabiedrības valdes locekļu atalgojuma noteikšanai.  
Šo lapu esat apmeklējis 3 reizi(-es). Pēdējā apmeklējuma datums: 11.20.11

During short period number of followers grew from tens to more than 400 of which roughly one fourth are opinion leaders like politicians, economists, analysts, journalists and public relations experts.

Twitter creates additional workload and strain because answers should come quickly and discussions are public. Nevertheless, after all benefits have outweighed the cost in extra time and effort because CSP\_Latvija on Twitter has received very positive appreciation.

**Edgars Kalnins** @edgarkalnins 18 Jan  
Saņēmu e-pastu no Sandras Vītolas @CSP\_Latvija par svaigi publicētajām % likmēm 2011.gadā, iūk šī ir #LabaParvaldiba Esmu priecīgs! :)

**Latvijas statistika** @CSP\_Latvija  
@edgarkalnins @Sanchoo Jo vairāk labu darbinieku, jo labāka #LabaParvaldiba



**Voluntary work**  
**A Feeling of Self-worth**  
**and Respect**





Voluntary work is donation of time and skills for socially useful aims; it is a recognized and popular way for citizens to be involved with social activities that change and improve life quality. Volunteering can be organised by governmental, non-governmental and private organizations.

Voluntary work traditions were started more than 100 years ago, and first countries for volunteering to spread were the Netherlands and the USA.

The Council of the European Union designated year 2011 as **European Year of Voluntary Activities Promoting Active Citizenship**. EU Member States aimed to make more visible voluntary work values and the importance of volunteers for social cohesion.

Supporting these activities employment statistics experts took part in seminars and conferences organised to re-evaluate the necessity and possibilities of voluntary work in Latvia. ILO organized a seminar *Manual on the Measurement of Voluntary Work*, which took place on September 28-29 in Warsaw, Poland. The aim of the seminar was to collect country practices on voluntary work statistics. Participants discussed opinions and worked out recommendations for voluntary work statistics. It was decided to include a question on voluntary work experience in EU-SILC 2014.

Several CSB employees have joined voluntary work movement which has provided them with the possibility to be socially active, take part in various projects and get new experience (both social and professional).

**Zane**, responding to the invitation to tell about voluntary work, comes up with her reflections on experience as volunteer.

*„From September 2009 to March 2010 I worked as volunteer in the society Shelter „Safe House”. The aim of the society is to develop support services for persons victimized by human trafficking, illegal immigrants, including asylum seekers, refugees and persons with alternative status; to help these persons integrate.*

*A good friend of mine told me about the Shelter „Safe House” and invited me to join and help asylum seekers who have come to Latvia. I decided to try. First of all I immediately noticed that people who worked with volunteers were really candid and responsive. People opening their heart and giving warmth to others, who are having hard times.*

*My first encounter with asylum seekers was on an excursion when we all together visited Liepaja. These people were of different ethnic origin – Georgians, Uzbeks, Afghans and Srilankians. Mainly they were together with their families. Me and the other volunteers avoided asking anything about their homeland, not wanting to hurt their feelings, but they were telling us about their countries, culture and geography.*

*For the first time in my life I met representatives of so many nationalities. It was interesting.*

*I continued my activities in the society Shelter „Safe House”. Together with other volunteers I organised several events, for example, film evening when we purchased various sweets and visited the asylum seekers in Mucenieki where they live. We also organised Christmas which came off very nice. Together with the children we painted on cups, decorated Christmas tree, and this was something unusual for them. Of course children received also small Christmas presents. Adults prepared their national food.*

*In addition to these events we also visited Mucenieki twice a week to teach asylum seekers English. Of course „students” were of different age – beginning with children of 9 and ending with elderly people. Therefore we had to take an individual approach because level of knowledge was also very varied.*

*During my English language lessons I noticed that asylum seekers who are mainly coming from the East hold their teacher in high respect. This respect has nothing in common with self-humiliation it is rather something very beautiful. These people are highly cultured and mostly well-educated.*

*Speaking of importance of voluntary work, I can tell that it is very important – to help other people. Why? Volunteer is like „kind genius”, who can help others by boosting up their spirits when it is necessary. And doing this type of work satisfaction is guaranteed; satisfaction that you have helped people supported somebody in his/her difficulties.*

*For every volunteer it is extremely important to open his heart and be positive towards the things he does.*



*Voluntary work is not so widespread as it is in Europe but I hope it will gain popularity and people will pay more attention to it. On the other hand, before doing voluntary work one has to take into account that these activities will be unpaid and during your free time, probably also weekends.*

*To volunteer, one has to have a really strong wish to help. And it must come naturally – from your heart. Voluntary work is beneficial also to volunteer. You become more sensitive, understanding and open. And working with people, giving them pleasure and warmth you receive sincere smiles and cordiality, you cannot be unhappy.”*

**Dace** was a volunteer in *Roskilde* (Denmark) and *Positivus* (Latvia, Salacgrīva) music festivals, *Nordea Riga* marathon, as well as X Latvian School Youth Song and Dance Festival. Duties were different – in music festivals she took care of visitors safety, provided information about the festival and maintained cleanness. In Riga marathon Dace worked in the baggage room for runners, together with other volunteers sorted medals, prepared present bags for every participant and distributed present bags and medals for participation in the marathon. In the Song and Dance Festival Dace was usherette. Dace's reflection – *„I have felt this cordial and enchanting atmosphere that is characteristic to such events. Possibility to help organize an event and successful result is very important because the feeling after well done work is unspeakable!”*



**Dana** would strongly suggest everybody to take the chance and become a volunteer. She has joined voluntary work programme *Latvian National Art Museum Volunteers*. She found out about this programme last year receiving an e-mail by chance. Dana had always wanted to get closer to artistic environment which she misses in her everyday life, therefore this programme was an excellent solution. Volunteers can make use of their skills like foreign languages, photography, graphical design and other creative skills, providing support in organization of events taking place at the museum. Volunteers also help the museum by informing their friends, colleagues and neighbours about these interesting activities through any information channels – social media etc.


Volunteers of this programme benefit from free entrance and special access to the Museums premises.

Dana's conclusion – *„By helping the Museum to do its work you feel great satisfaction of doing good. And doing things you really like, there is no need for monetary reward. This is my goodwill to help society with my good deeds.”*

### **As a volunteer, you get ...**

- sincere gratitude for your work;
- feeling that you are needed and can help;
- possibility to impact social processes;
- possibility to develop and overrate your values;
- purposeful leisure time;
- experience, knowledge and information;
- possibility to support aims whom you believe in;
- wider outlook;
- pride about results and yourself;
- new friends and acquaintances.

# Personnel



## Personnel

### Personnel management

At the end of 2011 there were **557 posts** - 247 civil servants and 310 employees of which 4 posts were temporary dealing with the Population and Housing Census. To ensure that voluminous work of the Population and Housing Census is done qualitatively, experienced employees from the CSB departments were transferred as well as 57 employees were recruited. For the implementation of international projects within the framework of programme *Implementation of European Community initiative projects and activities* 18 employees were additionally recruited. 6 technical staff workers were employed temporarily.

During the year 25 vacancies were filled in by testing and selecting candidates. To source and select the best candidates for selected specific professions, the CSB continues to cooperate with higher education establishments. To make the requirement process professional and objective, the CSB according to the internal provisions organizes selection process in several stages, using tests and interviews. The CSB offers development and career opportunities for the personnel having corresponding knowledge and experience. 14 employees were promoted, of which 5 to leading posts.

### Reorganization

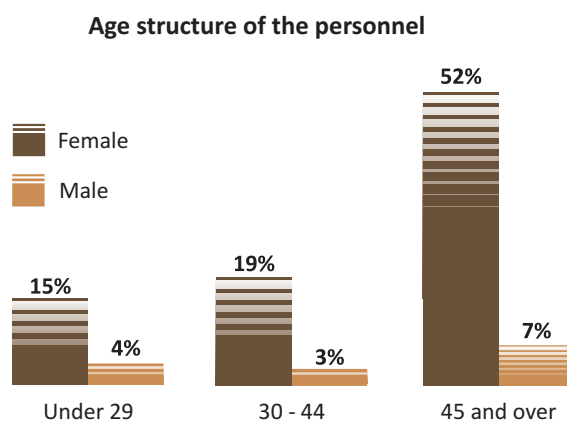
To optimize service to our users from the 1st of April Information, Publishing and Printing Department was reorganized. Information Centre was reorganized and Information section created. The new section organises information preparation for ad-hoc requests, consults statistical data users about Latvian, EU and international statistics, as well as serves and consults visitors at the Information Centre.

### Growth and training

The CSB values highly educated and professional personnel. 71% of the employed have attained higher education. 100 employees have obtained Master degree; three persons - PhD.

Despite limited financial resources, promotion of professional qualification and personal development is one of the most important aspects of personnel management at the CSB. Last year 295 employees took part in 73 training courses on various subjects. Last year training priority was given to information technologies – 193 employees were trained by *Baltijas Datoru Akadēmija (Baltic Computer Academy)* experienced specialists on practical usage of Microsoft Excel and Access, but the CSB Information System Security Manager organised training on information security. This course, which is highly important for the CSB activities, was attended by 383 employees. CSB specialists organized also other internal training sessions: seminar for specialists of Data Collection and Processing Centres *Gross Domestic Product Calculation Methods and Statistical Reports* as well as courses on subjects like documentation, quality management, personnel management.

In order to develop skills and competences and improve the quality of work, the CSB employees were attending trainings abroad. In 2011, 15 employees attended 14 various training courses abroad. The aim of these courses was to improve the professional qualification of the staff of NSIs by offering theoretical knowledge applicable at national and European Union level and practical lessons on topical issues in statistics.



Last year in cooperation with international experts seminars on data merging and other themes related to mathematical statistics were organised, but in cooperation with *Eurostat* – a two-day *ESSnet* training session, where participants from 11 EU Member States took part.

The aim of the training session was to acquire the implementation of the *ESSnet* projects, starting with the preparation of the application form and ending with the final reports and financial issues, to share experience on urgent problems and possible solutions. 20 CSB staff members participated in this training session and acquired knowledge on project implementation.

In 2011 the CSB employees took part in 216 meetings abroad, including *Eurostat* committee, working group and special working group meetings.

### CSB staff members enjoy sporting activities




### Employee survey

At the end of the year the CSB organised an employee survey with an aim to obtain information on how employees evaluate their role in the development of the CSB and their section, what is their view on planning and management issues, as well as how they value working conditions, corporate culture and communication. 320 employees filled in the survey. The survey results show that almost 94% of the employees like their daily work, and these activities support the achievement of the aims of their section and the organisation. 81.7% consider that they work together in a team for a common aim, but 61% – are satisfied with training courses provided by the CSB. Nearly 81% of the surveyed confirm that quality of work is the highest priority of the CSB. Survey included questions on communication, cooperation, working conditions; survey participants were invited to provide suggestions on how to improve the organisation. The general conclusion is that the CSB was evaluated as a reliable organisation with friendly environment, nice traditions and tolerant management. To the question concerning aspects that could attract new employees to the CSB, many answers included conclusions similar to this: *I would suggest working at the CSB (at least for some time) because it is in its way a unique environment operating in a very specific field and seriously affecting processes in the country. The CSB gives great experience and additional practice, offers participation in different trainings, as the work requires continuous self-education. Colleagues are responsive and always ready to co-operate.*

The survey results are assessed, identifying the area for improvement and elaborating the action plan.

# Employee Portfolio



In 2011 three of our colleagues were awarded with **Certificate of Recognition** from the Ministry of Economics.

On May 4, celebrating the anniversary of the Declaration of the Independence Restoration adoption, Certificate of Recognition for many years of generous work and substantial investment in social statistics methodology improvement was awarded to **Edmunds Vaskis**, Deputy Director of the Social Statistics department.

On November 18, honouring 93<sup>rd</sup> anniversary of the Proclamation of the Republic of Latvia, Certificate of Recognition for investment in macroeconomic statistics development was awarded to **Jānis Kalniņš**, Senior Officer of the Annual National Accounts Section. **Uldis Ainārs**, Director of the Information, Publishing and Printing Department, was awarded with Certificate of Recognition for investment in statistical data dissemination.

Certificates of Recognition were awarded for professional activities but we offer to get acquainted with these personalities from the viewpoint of their colleagues.

### Edmunds Vaskis



- A person to rely on
- Master of gorgeous epithets
- Innovator
- Open to novelties and progress
- Scientific and justified outlook on problem solving
- Makes the stones roll
- Emotional generator of ideas
- Helpful and kind-hearted
- Ready to share his knowledge and wisdom
- Enthusiastic photographer

### Jānis Kalniņš



- Like a mountain of solid rock
- Vital, energetic, with good sense of humor – a rolemodel for the younger colleagues
- Responsive, he is patient to explain again and again
- Helps colleagues to understand statistical labyrinths and encourages everyone to reflect on integrity of economic processes
- His motto - „Let's think!“. This helps to find solution to any problem
- At the University of Latvia he is the most respected academic staff on economic accounts
- A leading authority on complex interconnections of national accounts, reliable also on terminology matters in Latvian
- He has a unique ability to see the very essence of the whole thing, not lost in details
- Special teaching talent, it is a rare ability to make others understand

### Uldis Ainārs



- Colleague-surprise
- Creative and full of ideas – the true patriot of statistics
- Well-read, competent of current events and always has an opinion
- Good sense of humour, makes atmosphere much more relaxed
- When his aim cannot be reached, he will change his plan but never the aim
- Generator of quick ideas
- He is a proof that you can work in statistics with enthusiasm equal to passion of a runner before the finish line
- His way of working promotes independence, self-education and creativeness in his colleagues
- Motto: everything is possible, until it is not proven impossible



# Financial statement



## Financial statement

The CSB ensures the implementation of budgetary programmes 24.00.00 *Production of Statistical Information* and 67.00.00. *Implementation of European Community Initiative Projects and Activities*.

The 2011 government budget financing is spent according to the budget programme, targets and functions of the institution and in conformity with the planned results of the CSB activity and performance indicators.

### 1. Subsidy from general income, total – LVL 11 957 353, of which:

• Programme <i>Production of Statistical Information</i> .....	10 941 125 LVL
• Programme <i>Implementation of European Community Initiative Projects and Activities</i> .....	1 016 228 LVL

### 2. Revenue from market service and other own revenue ..... 86 002 LVL

### ***Total revenue*** ..... **12 043 355 LVL**

### Central Statistical Bureau budget execution in 2011

#### 1. Current expenditure LVL 10 001 799, of which:

1.1. Wages and salaries .....	3 786 128 LVL
1.2. Compulsory social security contributions .....	958 356 LVL
1.3. Business trip expenses .....	121 889 LVL
1.4. Payments for services, purchased materials .....	5 135 426 LVL
of which:	
payment for postal, telephone and other communication services .....	292 171 LVL
expenditure on public utilities .....	107 561 LVL
expenditure on purchase of goods and inventories .....	68 798 LVL

#### 2. Maintenance expenditure transfers ..... 3 469 LVL

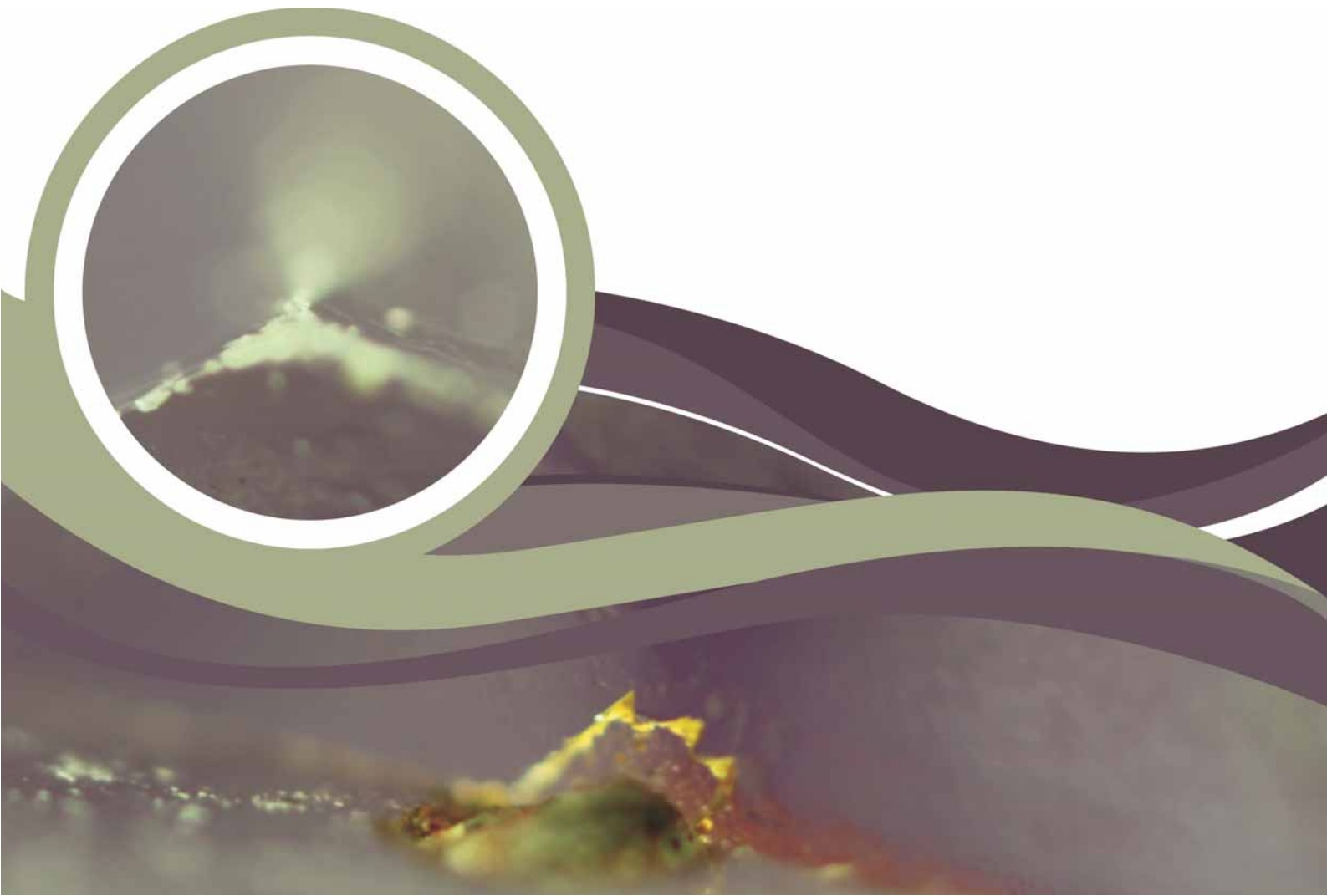
#### 3. Capital expenditure LVL 403 416, of which:

Intangible assets .....	332 202 LVL
Economic assets .....	2 333 LVL
Hardware, communication and other office equipment .....	65 142 LVL
Other fixed assets not classified above .....	3 739 LVL
Capital repairs and reconstruction .....	0 LVL

### ***Total expenditure*** ..... **10 408 684 LVL**

### Repayment in state budget for expenditure on European Union co-financed projects ..... 414 666 LVL

# Insight into daily routine of a Population Census enumerator...



(amazing power of 31 outstanding personalities, uncountable discoveries encountered during 76 days, 1824 hours)



... Morning of March 19. Never-ending winter. Some sort of liquid pours down the sky, but in my hands I hold a black printed suitcase, around my neck – Barby pink band at the end of which you can recognize me – Population enumerator of the census area No.XXX...

...At the end of the first day I finally understand in which sort of mess I have got myself into – this is more than simply knocking on the doors, this is more than simply interviewing and data collection – population census is a thorough self-education, polishing and learning process. I do not mean formal education, but learning to survive or learning by doing. You should approach people as a friend, as equal to equal, with enormous sensitivity and understanding...

...Only a tiny spot on my right palm and two punch holes on the arm of the blazer bear witness of the first unfortunate incident – grapple with the local tyke/mongrel. I will never throw it away, let it become my relic and terrifying object to remember me of this patriotic challenge," I think to myself every time I put on the light-coloured, pierced blazer...

... Two rich days in Mālmuiža whereabouts I liked the most – kind and ingenuous people, to be frank, having their own special ways (in the good sense!!!). The roads are really off-road!! I was lucky to have my ride/heap so much of a tank, otherwise I would count this folk till the midsummer. But they all are there and live!!! And do not grumble!!!

...Question to 84 - year - old man: "What is your family status?". Answer: "...I'm in love... ☺please write it down exactly☺"

...Census enumerator asks: „ What is your country of birth?", a man answers: „The USSR". CE asks: "Please tell the country where you were born?", the man answers: "The USSR". CE: "All right, the USSR consisted of 15 countries. In which of them were you born?". The man answers: "In Latvia... What sort of stupid questions these are!"...

...on my way home I realise that a tyre is half-empty. It is Sunday and 4.30pm. In hopes of help I turn to the nearest service. Luck is on my side – I'm telling a serviceman that this is emergency and I'm more than willing to count the folks tomorrow but – here we go – there is a problem! Everything goes smoothly – the tyre is mended. I make myself ready to pay, but the serviceman tells me - nothing to pay: go ahead and count the people...

...wisdom of the second week – education, wealth or brilliance is NOT an indication of human intelligence – it lies right inside of the person. I refine myself with grey-haired, wise people having their hearts entangled with love! And this seems to be the thing why I wanted to become a population census enumerator...

...An apartment. A young man opens the doors. I introduce myself as a population census enumerator willing to count. The man immediately dashes to the bathroom and begins to call numbers: 895... At first I don't get it but it turns out he has heard something about enumerator or meter and understood that I need to know the latest hot water meter readings...

... An apartment. „What would you like – tea or coffee?“ „ No, no thanks, I don't need anything at all.“ „Oh, common, I won't tell anybody that you had a cup of coffee ☺“...

...I'm going down the street, holding my papers; a woman comes out of a private house to meet me. She is all on edge when starts to explain: „I am ready to pay the fine. It is the first time.“ I am puzzled, what sort of fine and what did happen for the first time? The woman tells me: “I forgot to display the flag on the 25th of March”. We are both amused at the fact that she took me for a city council representative walking around, writing out penalty bills...

...“Do you have running water in your housing?“, a man answers promptly: “What running water? I rub myself with snow. Please note this!“...

...XXX parish. Apartment block. I knock on the door. No answer. Doors are not locked, I enter deliberately making sounds to be heard. Nobody inside as it seems. Then I notice a full-figured woman lying on the ground in the dimly lit passage. I budge her, the lady hardly speaks. I am not strong enough to lift her by myself therefore I ask for help the lady from the neighbouring doors. With great effort we carry her in the kitchen making her sit by the table in the sunshine. We administer her medicine. The lady recovers and tells that around 2:00am she went to the bathroom, got dizzy and fell down (potential stroke). She could not get herself up. She was lying there for 8 hours. To bless her stars that the doors were not locked, otherwise I would knock and leave; who knows for how long she would be lying like that...

...In parish XXX a house still retaining its former mightiness is a home for 3 grey-haired intelligent ladies (moved in from Riga a couple of years ago). I am led into the room, seated at the table to put my laptop on. This table is a real family table (at least 3 x1m) laden with all sorts of many antiquated china and foods! I ask if there is anything to celebrate. Ladies tell me of how they are keeping a cow, pig, hens, getting fodder for the animals, making cheese and butter, baking pies and pasty, etc. This is the household. They are having a table like this everyday!...

... In a place surrounded by private houses I saw how people live having trust in each other. And in this blissful moment I did not lock my car and forgot about the key in the ignition... How did this end? Nearly half an hour all the inhabitants of the street were looking for my keys and finally I was going to get a lift to my place to fetch the duplicate key when somebody advised me to have a look in the car... I grab the handle and the doors open and... the key is right where I left it!...



...A knock on the door. I hear on the other side: “it's ok, it's ok, come in – doors are not locked!” I keep cool and go inside, open the next door. My glance stops at an incredibly big dog. I am taken aback:“ Doggy, you will not bite, will you?“ The master from another room: “It is safe, come inside! He bit the postman, consumed the electrician, he won't bite anymore, you are safe!“ Dog is big and sweet but so impressive!!!...

I don't know why I have this inclination to write Population census enumerator with capital letter. We, Latvians are so modest, in Latvian we even write „latvians“ with a small letter... But no matter what the grammar rules, I am proud to be a part of a unique undertaking of national importance – POPULATION CENSUS.

[www.csb.gov.lv](http://www.csb.gov.lv)

1 Lāčplēša street, Riga, LV-1301

Tel: 67366850, fax: 67830137

e-mail: [csb@csb.gov.lv](mailto:csb@csb.gov.lv)

