



Central Statistical Bureau of Latvia

annual report 2014





annual report
2014

FOREWORD



Dear Reader,

A year of heavy work has been spent and a report on achievements in the field of statistics is offered for your evaluation. The year 2014 has passed under the mark of the 95th anniversary of the Central Statistical Bureau. Last year we organized the 100th Conference of Directors General of National Statistical Institutes of the European Union – the most important forum where the European Statistical System's (ESS) development trends are discussed. The CSB was busy with preparation for the Latvian Presidency of the Council of the European Union in order to successfully implement priorities in the field of statistics. An active international cooperation was realized. The CSB as an ESS member ensured the implementation of EU requirements in the field of statistics.

Last year the CSB Strategy 2014–2016 was developed formulating the main course of actions and priorities for the coming years.

The underlying motivation to our work is result oriented performance and high quality customer service. We are constantly developing and strengthening our role as the leading statistical institution, we facilitate the use of administrative data in the production of statistics and address the related problems, we take into consideration the burden on respondents and the needs of data users. In order to reduce the administrative burden, we pay more and more attention to the collaboration with holders of external registers and information systems. We implement the Quality Management System and ensure good management principles, apply progressive methods and create new ones, provide modern and effective infrastructure for quick, easy and safe statistical data collection, processing, storage, analysis and dissemination. In our work we keep to the principles of team work, mutual trust, support and high quality of work.

Last year we drafted the Official Statistics Law, it was approved by the Saeima (Parliament) in the first reading and it will be further submitted to commissions of the Saeima. We are actively preparing for Population and Housing Census 2021 to be the first register based census where only administrative data and the CSB surveys will be used.

With this publication I express my gratitude to all respondents, our collaboration partners and to the staff of the CSB for creativity, continued development and sense of responsibility towards every day work.

President of the Central Statistical Bureau of Latvia

A handwritten signature in blue ink, appearing to read 'A. Zigmars'.



CONTENTS, ABBREVIATIONS,MISSION



CONTENTS



FOREWORD	3
VISION, MISSION, VALUES AND ACTIVITIES	7
CALENDAR OF EVENTS	9
STATISTICAL DIMENSIONS	15
EUROPEAN YEAR OF CITIZENS	26
ADMINISTRATIVE DATA AND REDUCTION OF ADMINISTRATIVE BURDEN	29
ACTIVE INTERNATIONAL CORPORATION	35
COMMUNICATION WITH SOCIETY AND MEDIA	42
PERSONNEL	49
FINANCIAL STATEMENT OF 2014	55
ACTIVITIES PLANNED FOR THE NEXT YEAR	58



LIST OF ABBREVIATIONS

UN	– United Nations
UNECE	– United Nations Economic Commission for Europe
CATI	– Computer Assisted Telephone Interviewing
CAWI	– Computer Assisted Web Interviewing
CAPI	– Computer Assisted Personal Interviewing
CSB	– Central Statistical Bureau of Latvia
ECB	– European Central Bank
EC	– European Commission
ESA	– European System of Accounts
EU	– European Union
ESS	– European Statistical System
ESSnet	– European Statistical System network
Eurostat	– Statistical Office of the European Union
EU-SILC	– European Union Statistics on Income and Living Conditions
GDP	– Gross Domestic Product
Intrastat	– System for collecting information and producing statistics on the trade in goods between countries of the European Union
ISDMS	– Integrated Statistical Data Management System
ICT	– Information and Communication Technologies
FR	– Farm Register
ADC	– Agricultural Data Centre
RSS	– Rural Support Service
NACE Rev. 2	– Statistical Classification of Economic activities in the European Community
GNI	– Gross National Income
NRME	– National Reference Metadata Editor
OECD	– Organisation for Economic Co-operation and Development
PRODCOM	– List of PRODUcts of the European COMMunity
OCMA	– Office of Citizenship and Migration Affairs
PPP	– Purchasing Power Parities programme
ILO	– International Labour Organization
HICP	– Harmonized Index of Consumer Prices
SER	– Statistical Enterprise Register
Twinning	– Twinning project
SER	– Enterprise Register
SSIA	– Social Security Insurance Agency
SRS	– State Revenue Service
NPSI	– National Programme of Statistical Information

VISION, MISSION, VALUES AND ACTIVITIES



Aim

The main aim of the CSB is to create and develop a unified national statistical system on economic, demographic and social phenomena, processes and environment, following internationally recognized principles.

Mission

The main objective (mission) of the CSB is to provide users of statistical information with independent and high quality official statistics.

Vision

Vision of the CSB – internationally recognized institution which is a producer and coordinator of high quality official statistics in Latvia.

Values

CSB bases its activity on the following values: knowledge, society, openness, rule of law and responsibility.

Our core value is highly-educated, professional, honest and reliable, quality- and goal oriented personnel possessing excellent communication skills.

Within the process of data compilation the CSB applies data collection tools, alternative data sources, data processing methods and mathematical models, which enable the reduction of respondent burden.

User-friendly methods are applied for dissemination of statistical data – Internet has become the primary dissemination channel. Statistical information is supplemented with quality reports.

The CSB experts are professional and well-educated, and can defend national positions and interests at the international level. Methods applied for the personnel training promotes rapid acquisition of required skills as well as ensures improvement of professional competences of current employees.



CSP building
at 1 Lāčplēša Street, Riga

Vision, mission, values and activities

CSB activities

- Collection, processing and analysis of statistical information.
- Statistical data users are provided with the necessary information.
- Quality of official statistics.
- Development of information technologies.

CSB priorities

- Effective methods and informative data sources: assessment of impact of normative regulation of statistics area, regulation update and promotion of public participation.
- Reduction of respondent burden and development of cooperation.
- Use of information provided by administrative data sources and regular CSB surveys in production of statistics. Fieldwork for Population and Housing Census 2021.
- Development within the ESS according to its strategic directions and progressive trends of collection, processing and dissemination of statistics.
- Implementation and development of the quality management system, systematic approach to processes and management, continuous improvement and development of products and services provided.
- Development of professional competences of the CSB employees.

eurostat 



CALENDAR OF EVENTS 2014





CALENDAR OF EVENTS 2014

January

- January 1, Riga. The reorganized Statistical Data Processing Department starts its work.

February

- February 15–21, Jordan. CSB expert Mārtiņš Liberts conducts a training course on sample survey methodology for experts of the Department of Statistics (DoS) in Jordan within the Twinning project „Strengthening the Capabilities of the Department of Statistics in Jordan”.
- February 26–28, Riga. The CSB organizes ESSnet Project meeting on standardization. The objective of the project is to work out the framework of the ESS standardization.

March

- March 1, Riga. Reorganization in the Social Statistics Department.
- March 3–5, New York (USA). A. Žīgure, President of the CSB, takes part in the 45th Session of the UN Statistical Commission.
- March 5, Riga. For the first time CSB experts provide information for the Ministry of Finance experts on the most important aspects and methodological improvements in the national and regional accounts system ESA 2010 planned to be implemented in September 2014.
- March 6. For the first time the CSB publishes data on turnover changes in manufacturing for export production to countries of euro-area and outside it.
- March 6, Riga. *Eurostat* expert's visit on the Equipment goods survey within the PPP pilot project.
- March 15, Riga. The CSB internal audit of the quality management system in structural units producing statistics that was started in October 2013 is finished. The audit evaluates the compliance of the quality management system with requirements and improvements to ensure its efficiency.
- March 17–18, Riga. A study visit of experts from the State Statistical Office of the Republic of Macedonia to the CSB on the organization of the Farm Structure Survey.

ESSnet



CALENDAR OF EVENTS 2014

- March 17–18, Riga. A meeting of statisticians from the Baltic countries on the introduction of the new ESA 2010 methodology in the national accounts. Items on capitalization of R&D expenditure, changes in determination of institutional sectors, calculation of output for specific sub-sectors of the financial sector, communication strategy on the introduction of ESA 2010 are discussed.
- March 26–28, Riga. The first OECD mission to the CSB.

April

- April 3, Rome (Italy). A. Žigūre, President of the CSB, participates in the meeting of the high level working group Vision 2.0 where Vision implementation questions are discussed.
- April 3 – the CSB organizes a meeting with external data users (the Bank of Latvia, the Ministry of Economics, the Ministry of Finance and analysts of economics from commercial banks) to evaluate industrial production data calculation methods and discuss economic situation as described by data vs reality in industry sector.
- April 7–8, Paris (France). The 11th meeting of the OECD Committee on Statistics and Statistical Policy.
- April 9–11, Paris (France). The 62nd plenary session of the Conference of European Statisticians.
- April 11–12, Riga. CSB expert Mārtiņš Liberts participates in the Latvian 10th Conference of mathematics and in the 2nd International conference on high-power calculations and mathematical modelling where he reports on population statistics methodology.
- April 15–16, Riga. The Baltic meeting on consumer price indices.

May

- May 14–15, Tallinn (Estonia). The Baltic meeting on foreign trade statistics.
- May 20, Riga. The CSB organizes a meeting with representatives from the Ministry of Welfare and the Ministry of Finance on novelties in the new ESA 2010 referring to evaluation and registration of liabilities accumulated in pension schemes, explaining the specific character of methodology for



CALENDAR OF EVENTS 2014



European Union Council Working Party on Statistics under the Latvian Presidency led by CSB President **Aija Žigure** (second from the right) attend the training course "The European Statistical System – Running the Council Presidency within the ESS"

producing the new statistical information, presenting the use of macro simulation model in projecting pension liabilities accumulated on the reference period.

- May 23, Riga. A bilateral meeting with the Mechanical Engineering and Metalworking Industries Association on development and cooperation.

June

- June 2–5, Vienna (Austria). CSB experts participate in the European Conference on Quality in Official Statistics organized by Eurostat and Statistics Austria where questions on quality in statistics and its production processes, their modernisation and improvement are discussed.
- June 24, Athens (Greece). A. Žigure, President of the CSB, participates in the Presidency takeover Trio meeting.

July

- July 10, Vienna (Austria). CSB experts in INOGATE seminar present our experience in energy statistics.

August

- August 27–29, Riga. Experts from Statistics Denmark visit the CSB to conduct a training course "The European Statistical System – Running the Council Presidency within the ESS". The training course was attended by the CSB experts who will be responsible for a successful procedure of the Council working parties on statistics during the Latvian Presidency.

September

- September 1 – 95 years have passed since the foundation of the CSB.
- September 5, Riga. The CSB submits Strategy 2014-2016 to the Ministry of Economics.
- September 15, Riga. Experts from the Statistical Office of the Republic of Slovenia come on a study visit on methodology how to obtain statistical data on sales price and rent of agricultural land.
- September 17, Bratislava (Slovakia). A. Žigure, President of the CSB, participates in the 2nd meeting of the European Statistical Forum.

Valsts Statistiskā pārvalde.



I. rinda no kreivides uz labo pusi: V. Čembrovskis – Ģenerāļa nodalījuma vadītājs, A. Žalts – amu statistikas vadītājs, J. Bukalders – statistiskā pārvaldes direktors, M. Skujenieks – statistiskā pārvaldes direktors, B. Čerņaks – ārvalsts statistikas vadītājs, A. Priedbergis – vec. loģistikas statistiķis, M. Fencs – statistiskā pārvaldes priekšnieks, II. rinda no kreivides uz labo pusi: P. Kūlis – izstrādā nodalījuma statistiskā vadītājs, A. Pīlmeņa – statistiskā pārvaldes priekšnieks, L. Čerņaks – statistiskā pārvaldes priekšnieks, A. Šteins – statistiskā pārvaldes priekšnieks, A. Kārkliņš – statistiskā pārvaldes priekšnieks, III. rinda: K. Drozdiņš – ārvalsts statistikas nod. vadītājs, V. Pakalns – izstrādā nod. statistikas vadītājs, M. Pūlis – ārvalsts statistikas nod. darbinājs, J. Borkis – statistikas vadītājs.

Our history – heads of the Statistical State Bureau in 1923

CALENDAR OF EVENTS 2014

- September 19, Riga. A seminar on the implementation of the system of the European national and regional accounts ESA 2010. Main data users are introduced with expected changes in national accounts data. The seminar is attended by representatives from the Ministry of Economics, the Ministry of Finance, the Treasury, the Bank of Latvia and the Association of Commercial Banks of Latvia.
- September 24–26, Riga. The 100th conference of the Directors General of the National Statistical Institutes (DGINS); it is attended by Walter Radermacher, Director General of *Eurostat*.
- September 26, Riga. The CSB managers take part in the meeting of the Committee of the European Statistical System.
- September 29 – October 3, Riga. The second ESS Peer Review organized by *Eurostat* evaluates the compliance of the CSB with principles of the European Statistical Code of Practice.

October

- October 8–9, Riga. A meeting of statistical experts from Latvia and Lithuania on energy statistics concerning data sources, decrease of response burden.
- October 28–31, Riga. Experts from the Department of Statistics in Jordan (DoS) get acquainted with sample survey methods applied by the CSB.
- October 29–30, Riga. A meeting of statistical experts from Latvia and Lithuania on EU-SILC data processing items.

November

- November 24–26, Riga. A study visit of experts from the State Statistical Service of Ukraine within the framework of the Twinning Project on items concerning structural business statistics.
- November 26–28, Riga. The second OECD mission comes to the CSB.

December

- December 1, Riga. Reorganization of the Business Statistics Department.
- December 8–9, Paris (France). The 19th meeting of the OECD Working Party on the Measurement and Analysis of the Digital Economy.



Representatives of
the State Statistical Service of Ukraine
on a study visit in the CSB
on 24 November 2014



Deputy Director of
Statistics Directorate
Paul Schreyer (from the left)
and Expert in Legal Matters of OECD
Julien Dupont on a mission
in the CSB on 26 March 2014

CALENDAR OF EVENTS 2014

- December 10–11, Riga. A meeting of statistical experts from Latvia and Lithuania on population statistics.
- December 12, Stockholm (Sweden). A. Žigūre, President of the CSB, participates in the meeting of European Partnership.
- December 16, Riga. The Cabinet approves the State Statistical Information Programme for 2015.
- December 16–17, Riga. A meeting of experts from the Customs Service of the Russian Federation and the CSB on external trade data takes place in the CSB.
- December 17, Luxembourg. A meeting with *Eurostat* managers on the takeover of the Presidency of the Council of the European Union.
- December 19, Rome (Italy). A meeting on the takeover of the Presidency of the Council of the European Union.



Directors General of the National Statistical Institutes
on the 100th Conference in Riga on 24 September 2014

STATISTICAL DIMENSIONS





STATISTICAL DIMENSIONS

Production of Statistical Information

The CSB is the main producer and co-ordinator of official statistics in the country. The CSB is responsible for the accuracy of the data acquired by collecting information from respondents.

The CSB as an active ESS member must ensure compliance with the EU statistical requirements, as well as preserve national interests in data production and dissemination process, taking into account the burden on respondents, needs of the domestic data users and peculiarities of Latvia as a small country. In its activities the CSB seeks to comply with the European Statistics Code of Practice and general quality management principles. It is involved in the development of new statistical methodologies and indicators to provide statistical information for a variety of policy areas. Ensuring continuous development, the CSB provides consistent and reliable statistical information, which is based on internationally harmonised methodology, ensuring greater user involvement and analysing cost-efficiency of production of statistical information.

During the reporting period the CSB completed work on development of operational strategy for years 2014 to 2016, and draft strategy was submitted to the Ministry of Economy on 12 December 2014.

In 2014, the CSB ensured development in a number of specific areas of its competence, thus improving the general performance of the institution. The main tasks included: meeting of the public needs for statistical information, methodology improvement, as well as introduction of new indicators and innovative methods.

On an annual basis the CSB develops and submits the National Programme of Statistical Information (NPSI) for the following year to the Cabinet for approval. This document lists the whole scope of **statistical information** to be collected in the country, indicates the responsible institution and data publishing periodicity, arranging the information by statistical sector. Preparing the NPSI for 2014 the CSB also compiled information on personal data used in the production of statistics to ensure compliance with the provisions of the Personal Data Protection Law. The NPSI for 2015 was approved by the Cabinet on 16 December 2014 (Cabinet Regulation No 767).

For the purposes of implementation of the **macroeconomic policy**, statistical information is provided to the Saeima, state and local government institutions, entrepreneurs and general public.

Cooperation of the CSB and Latvian Association of Statisticians focusses on the elaboration and approbation of new, scientifically based statistical methodology, on the preparation of highly qualified specialists, as well as on improving the availability of statistical information to the data users. Special emphasis is put on the importance of thematic readings by the CSB specialists. In 2014 four lectures were presented.

In 2014 Municipal Self-Assessment Questionnaire is not carried out anymore. This questionnaire was topical during the regional reform, as well as during the period of time when impact of regional reform was assessed.

Statistical dimensions

In September 2014, CSB experts finished recalculation of national accounts timeseries (starting with data for 1995) in accordance with the provisions of the Regulation on the European System of National and Regional Accounts (ESA 2010). ESA 2010 has been developed in accordance with the System of National Accounts SNA 2008 approved by the United Nations Statistical Commission in 2010, thereby ensuring harmonised and comparable macroeconomic information to users of all levels on a global scale. Without changing the basic principles of documents, amendments have been introduced to SNA 2008 and ESA 2010 for more efficient capturing of global economic trends and globalisation manifestations.

The CSB, like statistical institutes of other EU Member States next to the introduction of ESA 2010 methodological requirements, also used new data sources in the national accounts calculations for improving the methodology and eliminating certain shortcomings specified by the EC in the form of specific reservations (e.g., GDP includes illegal activities, calculated value added tax gap). Also other data corrections have been performed – national accounts data have been recalculated, taking into account changes in the number population and derived variables (such as employment) after Census 2011.

By implementing the requirements of the above mentioned Regulation on the European System of National and Regional Accounts (ESA 2010), as of the 3rd quarter of 2014 the GDP from the production, expenditure and income approach is available to the data users two months after the end of the reference quarter (previously – day 70). As a result of successful implementation of a draft methodology, the flash estimate of the GDP is now available 10 days earlier – already on day 30 after the end of the reference quarter. Last year the CSB also introduced a number of quality improvements: advanced methodological skills and capacity to ensure full recording of pensions in the new European System of Accounts. The set objectives have been achieved, and the staff is trained to work with the model for calculating pension entitlements developed by the University of Freiburg and can independently make such calculations. Since Latvia is among the first Member States to develop pension entitlement calculation model, *Eurostat* invited CSB representative Inta Vanovska to give a presentation on the use of micro-simulation model for the calculation of accrued entitlements for the 1st level pension schemes with a macrosimulation model (theme: *Filling Data Gaps – Experience from Latvia.*)

In the field of **foreign trade statistics** the CSB continued work on the modernisation of Intrastat system. *Eurostat* proposed the Intrastat system to be replaced by SIMSTAT (Single Market Statistics) project, which would allow

38 cooperation agreements were concluded or amendments were made in previously concluded agreements

Report assessment working party has reviewed 23 amended or new forms, all forms were prepared for reports to be submitted in 2015



In September 2014 informative leaflet "Innovations in Latvia" was issued for the first time

Statistical dimensions



Analytical data collection “Youth in Latvia” was prepared for the first time.

It includes information on the economic activity, status of health and quality of life of youth.



CSB experts under the authority of the Vice President of the CSB **Kaspars Misāns** (from the left) and specialists from the Customs Service of the Russian Federation discuss foreign trade statistics

the EU Member States to terminate collection of import data, replacing them with the corresponding export data of partner countries. Successful implementation would enable exchange of export micro-data, as well as reduction of the burden on respondents, since companies would no longer have to submit reports on imports. For this purpose EU grant programme funds were used: *Modernising Intrastat, Preparation for Exchange of Micro-data on Intra-EU Trade between Member States (ESS.VIP.BUS.SIMSTAT), SIMSTAT – Implementation of Trial Tests for Microdata Exchange*. Latvia will participate in the pilot testing to take place in 2015 within the framework of EESnet project *SIMSTAT – Implementation of Trial Tests for Microdata Exchange*, and the results will be available at the beginning of 2016.

In December 2014, the CSB organised an expert meeting with representatives of the Federal Customs Service of Russia. During the meeting the possible reasons for the significant data gap between the Latvian and Russian foreign trade statistics were analysed. It was found that these differences were mainly related to methodological peculiarities and nuances.

The CSB also focused on the implementation of *Eurostat social statistics* modernisation programme, which is closely linked to the objectives of *Europe 2020*. The work included reduction of the burden on respondents, acquiring new administrative data sources, as well as introduction of new technologies in the data acquisition process (ISDMS-CASIS). In order to reduce the survey costs, we continued the practice started for Population Census 2011, namely, respondents were offered an opportunity to complete the survey questionnaire on the Internet. In 2014 this option was offered in the European Health Interview Survey, and it was used by 8% of the respondents.

For the first time CSB **interviewers** conducted field work of the Household Finance and Consumption Survey organised by the Bank of Latvia.

Interviewers successfully applied a CSB-developed electronic reporting system that provides analytical data to the supervisors of interviewers' work for facilitating the decision-making process and significantly saving time and costs.

The CSB has developed **Population and Housing Census 2021** preparation and organisation plan, which includes the following tasks: creation of CSB social statistics data storage, population micro census 2015, surveying 20 thousand persons and checking availability and quality of the information in administrative data sources, as well as improvement of Population and Housing Census methodology, creation of a register of university students and college

Statistical dimensions

students and the acquired degree or qualification, improvement of database technology of the Office of Citizenship and Migration Affairs, improvement of the State Land Service National Immovable Property Cadastre Information System and the National Address Register, etc. This document was reviewed by an inter-ministerial working group organised by the Ministry of Economy, and by the Cabinet on 9 December 2014.

The CSB continued work with the Population Census 2011 data and metadata. By 31 March 2014, 60 multidimensional tables (hypercubes), 21 data quality multi-dimensional table, as well as census metadata descriptions have been developed and presented to data users (by means of *Eurostat* Internet database).

In the field of **population statistics** for the first time the data base received from the Office of Citizenship and Migration Affairs was used for the calculation of natural movement indicators (previously data were administered by the employees of the CSB Population Statistics Section, and data were received from the civil status registers of civil registry offices). Social statistics experts and statistical mathematicians prepared population estimates at the beginning of 2014, as well as data on long-term international migration in 2013. The CSB-developed population estimation methodology as an innovative solution was presented in a meeting of *Eurostat* task force on population statistics, in a meeting of *Eurostat* special task force meeting on Population Census after 2021, as well as in *Eurostat* and the Former Yugoslav Republic of Macedonia statistical conference on population registers. The developed method was highly appreciated by OECD experts in their visit to Riga. Latvian experience with the EU-SILC survey organisation and results were presented in the OECD conference in Paris and to colleagues from the Jordanian Department of Statistics.

In collaboration with IT specialists we completed work on the adjustment of **EU-SILC** 2014 induction programme to survey 2014 in ISDMS-CASIS environment, as well as on programme development for incoming data control, data analysis and data processing. The current EU-SILC survey has been supplemented with a module *Material Deprivation* with an aim to obtain additional information on material deprivation in the country (including children). Survey field works were completed in July, and in December (nine months earlier than required by the respective regulation) the EU-SILC 2014 cross-sectional database was sent to *Eurostat*.

In cooperation with the UN statistical institutions, the CSB formulated and sent comments on indicators of *gender equality* developed by the task force of the

Using Population Census 2011 data for the first time 1 km² grid maps were prepared



President of the CSB **Aija Žigure**
(fourth from the right)
and Director of
the Social Statistics Department
Maranda Behmane
(second from the right)
with colleagues evaluates progress
in EU-SILC surveys

Statistical dimensions

CSB Wage Statistics experts, in cooperation with the Latvian Chamber of Commerce, Small and Medium Enterprises Association, State Revenue Service and the Ministry of Economy is looking for new ways to reduce respondent-merchant burden

For the first time data on cybercrimes in Latvia was compiled

For the development of EHIS sample for the first time administrative data on visits to physicians in 2013 were used as supporting information in the stratification of individuals

Courses organized for firm managers on the use of and selection of enterprises for surveys

Employees of the CSB have participated in 26 events organized by the NGO

United Nations Economic Commission for Europe (UNECE), as well as collected gender statistics data requested by the UNECE. For the first time the CSB developed data on cyber crime, as well as UN Office on Drugs and Crime (UNODOC) and *Eurostat* data tables on criminal offences.

In **price** statistics Consumer Price Index calculation and data collection system was modified due to the euro changeover in 2014. In Export and Import Unit Value Index calculations the Combined Nomenclature classification has been replaced by the Statistical Classification of Products by Activity (CPA 2008). In September 2014, the CSB started regular calculation and publication of Owner-Occupied Housing Price Index. This is a price index covering new dwellings, existing dwellings that are new to the household sector, other services related to the acquisitions of dwellings, major repairs and maintenance, insurance connected with the dwelling and other services associated with ownership of dwellings.

In April, *Eurostat* representatives visited the CSB to assess the compliance of the data provided by the institution according to the Purchasing Power Parity Regulation. The visit focused on data collection methods and experience for providing statistical data on consumer and investment prices, public sector wages, housing services and structure of Gross Domestic Product. In the final report the quality of the work performed by CSB received a positive evaluation. In late September *Eurostat* experts assessed the euro changeover impact on inflation as established by Harmonised Consumer Price Index.

In **business** statistics service turnover data of the flash GDP estimate are now available five days earlier. We have also developed a technological solution for faster data imputation, which gives more time to focus on data quality assessment.

With Latvia's accession to the Eurozone, indices of industrial turnover in exports to Eurozone and Non-euro zone countries were calculated and published in 2014.

The CSB performed Statistical Business Register data quality assessment, and it was positively impacted by reorganisation of the Statistical Data Processing Department and optimisation of the work processes. OECD experts gave a positive assessment of both – the Statistical Business Register and business demography in Latvia. It should be noted that starting from 2014 the Statistical Business Register update form "1-register" and "3-register" may be submitted electronically, and currently more than half of the respondents use this option. In connection with the transition to the new ESA 2010, companies are classified

Statistical dimensions

by institutional sector, according to ESA 1995 and ESA 2010. Information has been sent to the Bank of Latvia, and the list of enterprises in line with the both classifications (institutional sectors S12, S13 and S15) is available on the CSB homepage.

Information on impact of the Russian embargo on the Latvian economy has been prepared in cooperation with experts in foreign trade statistics. During the annual PRODCOM steering group meeting in Luxembourg special attention was paid to the new framework regulation for business statistics and PRODCOM related issues, taking into account the *Eurostat* intention to switch to passive data confidentiality, to review collection and aggregation of data on sub-contractors, and other issues.

In **agricultural** statistics annual Crop Production Survey and Livestock Survey of agricultural holdings were carried out. Survey on Pesticide Use on Crops in 2014 was carried out, in co-operation with the State Plant Protection Service. The survey will provide statistics on the use of pesticides on such crops as green maize, potatoes, cabbage, carrots, onions, beetroot, apple, pear, cherry, plums, raspberries, strawberries, as well as on vegetables and flowers in greenhouses.

In the field of **energy** statistics information on the circulation of energy resources was collected. On the basis of this information the Latvian energy balance was developed, and it is one of the most important indicators of national economic development. A contract with JSC "Sadales tīkli" stipulates the use of administrative data, by indicating the amount of electricity sold by all merchants at NACE Rev.2 four-digit level. Detailed tables on renewable energy have been prepared for the International Renewable Energy Agency IRENA (data have been recalculated in the units requested by the agency).

In accordance with the European Directive on the Energy Performance CSB experts have made primary energy savings calculations to identify the efficiency of the Latvian cogeneration power plants. Additional information on boiler plants with a capacity of > 5 MW and on all cogeneration power plants with PES > 10% which have been operating in Latvia since 2006 has been prepared for the Ministry of Economy.

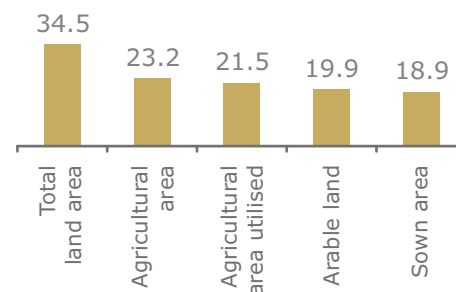
To promote the use of renewable energy, in accordance with the programme developed by *Eurostat* the total share of renewable energy, as well as the share of renewable energy in transport sector was calculated last year. The Ministry of Economy also prepared additional information on boiler plants with a capacity of > 5 MW and on all cogeneration power plants with PES > 10% which have

For the first time data collection and processing manual for statisticians was developed, which describes and illustrates all activities related to the collection of reports and their processing until the completion of processing (preparation of micro data arrays for future actions).


The manual includes all links needed for statistician (data collector) in daily work, mainly basing on the work in ISDMS system. The manual is used by the CSB employees, which are involved in collection of reports and processing of micro data, and it is closely related to data collection and processing processes determined and described in the CSB quality management system.

Results of the farm structure survey 2013 were published in the CSB database

Average size of agricultural holdings in 2013, ha



Statistical dimensions



Statistical information on transport

been operating in Latvia since 2006.

To promote the use of renewable energy, in accordance with the programme developed by *Eurostat* the share of renewable energy produced, as well as the share of renewable energy in the transport sector was calculated last year. The CSB also collected information for completing *Eurostat questionnaire European Electricity Market Indicators – 2013 and European Natural Gas Market Indicators – 2013*.

In order to develop the methodology for the assessment of emissions caused by heating equipment used in households, the CSB has prepared additional information on the used equipment, broken down by type of energy used by households.

Two major surveys were carried out in **tourism statistics** in 2014:

- Population Survey on Recreational and Business Trips in Latvia. This survey collected information on recreational and business trips of resident population of Latvia. The main indicators include: the number, purpose and length of trips, used accommodation facilities, and expenses during trips.
- Traveller Survey, where both – Latvian residents returning to Latvia from abroad, and foreign guests after their visit to Latvia are interviewed. As a result, the CSB received information on the travel destinations, length of trips, travellers' expenses during trips, countries of origin of foreign guests.

In order to improve the quality of the assessment of the number of travellers in the Survey on Border Crossings, in 2014 a regular passenger traffic census was carried out in Riga International Airport to determine the number of resident and non-resident travellers.

In 2014, 64 processes were confirmed in quality management system – new processes were elaborated, existing processes were amended or new versions of processes were elaborated

The CSB is constantly improving the statistical methodology, developing sample survey methods, implementing mathematical modelling and forecasting tasks. The methodology has also been adjusted to meet the requirements of the European Statistics Code of Practice. In order to provide users with information on the surveys and calculations, the number of national standardised quality reports published on the CSB homepage section Quality Reports has now reached 603.

To improve the quality of the CSB processes and products, we kept working on the implementation and maintenance of the quality management system. 64

Statistical dimensions

processes were approved in 2014, including new processes, amended processes or new versions of processes. 101 process was audited in 2014, holding audit interviews with 46 employees in four departments and preparing audit findings and final audit report. Currently we are working on the elimination of the nonconformities and reviewing of audit findings. By the end of 2014, 80% of the nonconformities and 47% of findings were eliminated. It is planned to eliminate the remaining nonconformities by 30 April 2015, and review the findings (and change processes, where needed) by 30 June 2015. The CSB has launched development of several support processes: procurement; maintenance of bibliography.

The **Mathematical Support** Division focused on tasks related to sample survey organisation, processing of statistical observations and estimation of data accuracy. It has also successfully implemented mathematical modelling tasks. A sample has been created for the Household Finance and Consumption Survey organised by the Bank of Latvia. Data from the CSB Demographic Statistical Data Processing System, Population and Housing Census 2011 data, as well as the SRS data on personal income were used for the creation of the sample frame. For the first time SRS data were used for the sampling purposes. In 2014, CSB experts developed a new sampling design for the European Health Survey.

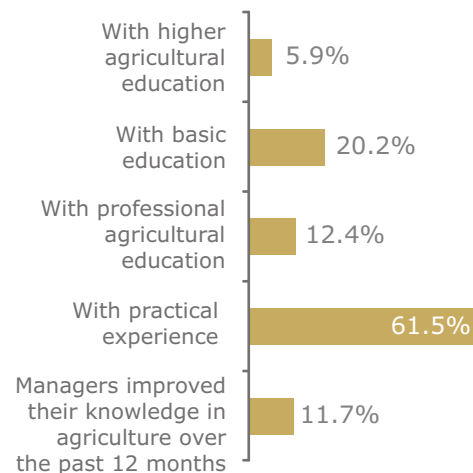
Last year changes were introduced to the sampling design for the survey on activities in 2014 and for the survey on the investment movement in 2014. Changes introduced to the sampling design were needed to provide industrial, construction, trade and service structural indicators for 2014 in breakdown by city under state jurisdiction and by the main activity at NACE Rev. 2 section level.

By implementing grant projects and within the framework of the programme *Production of statistical information for the new EU Initiatives* the CSB improved the data collection and processing methodology, as well as developed solutions for obtaining new indicators. There were 49 active grant projects in 2014. The CSB launched 21 project, 22 projects were completed, and final reports of 27 projects were sent to *Eurostat*. In total funds in the amount of EUR 620 998 were absorbed in the programme.

During the reporting period a number of activities were carried out in various statistical projects:

- **“Improvement of national business registers and testing of European profiling”.**

Education of heads of holdings in 2013



Experts from the Agricultural and Environment Statistics Department under the authority of Deputy Director **Anita Raubena** (fourth from the right) and Vice President **Kaspars Misāns** share their experience with representatives of the State Statistical Office of the Republic of Macedonia **23**

Statistical dimensions



Head of the Enterprise Structural Innovation Statistics Section
Iлона Kallione (from the left) and Director of the Business Statistics Department
Ilze Skujeniece with Ukrainian statisticians analyses issues on structural statistics

The project aims at improving the National Statistical Business Register with the unique identifier LEID and, continuing the use of international profiling methods in international companies working in Latvia, to test its impact at the national level. The project is managed by **Sarmīte Prole**, Head of the Business Register Section.

- **“Inventory and mapping of agriculture statistics developed for national purposes or sent to Eurostat or other Commission services or international organisations.”**

Anita Raubena, Project Manager and Deputy Director of Agriculture and Environment Statistics Department explains that the project is intended to review and harmonise agricultural statistics data flows collected and summarised by a number of national institutions and submitted to international institutions, or collected and distributed for national purposes only, as well as to create data flow descriptions and find any data duplications. In 2014, within the framework of the project the CSB developed a questionnaire for national institutions, as well as identified the data flows. By attracting experts of the institutions involved, draft data flow descriptions have been drawn up.

- **“Micro data linking of Structural Business Statistics and other business statistics.”**

Information has been prepared on the following project areas: methodology, business circle and figures, assessment, development and testing of micro-data linking methodology, as well as other activities. A single database has been prepared and data validation initiated. **Iлона Kallione**, Project Manager and Head of Enterprise Structural Innovation Statistics Section explains that the information collected will be used for calculating new statistical indicators that will not require the involvement of the respondents, since the already available data will be used.

- **Contribution of the European Union to farm structure survey 2013.**

Led by **Ilze Januška**, Deputy Head of Agricultural Statistics Section in 2014 the CSB continued work on the data control and analysis. Within the framework of the project, economic size calculations of agricultural holdings were made, also identifying the specialisation of holdings.

- **“Provision of Basic Information on Purchasing Power Parities.”**

The project is headed by **Inga Kunstvere**, Director of Price Statistics



Grant project managers
Ilze Januška (from the right) and **Guna Karlsona** finalized activities in their projects and are ready for new challenges

Statistical dimensions

Department, and it aims to provide input information for purchasing power parity calculations used for the allocation of EU Structural Funds. Programme information is used by policy makers in the EU institutions, as well as by other international organisations (IMF, World Bank, OECD). These data are also used in determining the size of labour remuneration and pensions of civil servants of EU institutions residing in different countries.

■ “Pilot studies on estimating non-agricultural use of pesticides.”


Last year the project headed by **Guna Karlson**, Senior Officer of the Agricultural Statistics Section was completed. The methodology developed within the framework of the project will facilitate future acquisition of data on the use of pesticides for non-agricultural purposes.

On a regular basis the CSB Project Monitoring Committee analyses project implementation progress, evaluates applications submitted for new projects, as well as assesses the achieved results of the projects completed. Evaluating the project results the Committee has concluded that all-in-all the formulated project objectives have been met.

Statistics field	Number of projects						
	2008	2009	2010	2011	2012	2013	2014
Social statistics	12	16	11	2	4	5	9
Business statistics	9	15	9	5	8	7	8
Price statistics	3	3	3	2	4	7	5
Business tendency and territorial statistics	10	10	10	10	10	10	10
Dissemination of statistical data	2	2	2	2	2	2	1
IT	-	1	1	-	-	-	-
Macroeconomic statistics	3	6	4	2	1	5	5
Regional and urban statistics	1	-	1	1	2	2	4
Agricultural and environment statistics	5	4	3	5	8	7	6
Mathematical statistics	-	-	-	-	1	1	-
Statistical data processing department	x	x	x	x	x	x	1
Total	45	57	44	29	40	46	49

An overview of the programme for 2014 is available in the CSB homepage section /documents/EU/ projects: <http://www.csb.gov.lv/dokumenti/eiropas-savienibas-atbalstity-projekty-27841.html>

EUROPEAN YEAR OF CITIZENS



EUROPEAN YEAR OF CITIZENS



The European Parliament announced 2013 a **European year of citizens** to inform society on the rights given by the status of an EU citizen. The main aim of the initiative is to enhance the understanding of the EU citizens on the Union, as well as to involve society in discussions its future.

In 2014, some activities of the European Year of Citizens **continued**, focusing on elections to European Parliament, which were held in 22 – 25 May. In 2014, a dialogue among government, civil society and business sector was promoted. Events and conferences took place in Europe, where meaning of representative democracy and participatory democracy in the European Union were discussed, and information was provided on the existing instruments, which allow better participation in European democracy processes.

EU citizenship is not just an abstract concept, but a certain status on various rights.

Fundamental rights

The EU is based on the following values: human dignity, freedom, democracy, equality, rule of law and respect of human rights, of which also the rights of persons belonging to minorities.

Rights of the EU citizens

All EU citizens should know and use their rights daily. With its *EU Citizenship Report* the EU aspires to help citizens. EU citizens' rights are spelled out in Part Two of the *Treaty on the Functioning of the European Union*. They are also enshrined in Chapter V of *Chapter of Fundamental Rights* of the EU.

The right to move and reside freely within the EU and not to be discriminated against on grounds of your nationality

EU citizen has the right to move and reside freely within the EU under certain conditions. For example, when entering another EU country a citizen may be asked to show identification. And, if citizen lives in another EU country for more than three months, depending on the citizen's situation (studies, work, etc.) must meet certain conditions.

The right to vote and stand as a candidate in elections

EU citizen, who lives in another EU country, has the right to vote and stand as candidate in municipal and European elections held in that country, under the same conditions as nationals.



European Year of Citizens

The right to petition

EU citizen has right to submit a petition or turn with complaints to the European Parliament. One also can ask the Parliament to address either a personal need or grievance, or a matter of public interest. The subject must fall within the EU's sphere of activity, and must concern the petitioner directly.



The right to complain to the Ombudsman

For grievances concerning 'mal-administration' by an EU institution or body can be addressed to the Ombudsman by contacting EU institutions and advisory bodies, which will reply in the official EU language chosen (there are 23 official languages in the EU).

The right to consular protection for unrepresented EU citizens

When in a non-EU country and in need of help, EU citizen is entitled to consular protection from the embassy or consulate of any other EU country. These institutions will help EU citizen as they help nationals of their country. Assistance may be provided in situations including death, accident or illness, arrest or detention, violent crime and repatriation.

Join the debate

The right to ask the Commission to propose new legislation

Due to the European Citizens' Initiative, EU citizens can ask the European Commission to prepare a proposal for a legal act. This petition, addressed to the Commission, must be signed by at least **one million** citizens from at least seven of EU countries (there are 28 in total).



With the help of **European Citizen's Initiative** one million of EU citizens can directly participate in the EU policy-making, appealing the European Commission to initiate **new** legislation.

What is European Citizen's Initiative?

European Citizen's Initiative is **an appeal** to the EC to initiate legislation on issues within the competency of the EU. Moreover, in each of these seven countries at least minimum number of signatures must be collected.

ADMINISTRATIVE DATA AND REDUCTION OF ADMINISTRATIVE BURDEN





ADMINISTRATIVE DATA AND REDUCTION OF ADMINISTRATIVE BURDEN

One of the CSB key strategic priorities is to reduce respondent burden in the process of submission of statistical reports by an increased use of information available in different registers and databases.

The European Statistics Code of Practice stipulates that the burden related to the provision of data shall be compliant with the needs of the data users. Due to the increasing demand for new indicators and information needed to solve different tasks, the problem of data duplication also needs to be addressed.

Use of administrative data

For a number of reasons the CSB is still not able to make full use of the information stored in registers of other public administration authorities, and entrepreneurs still need to submit one and the same information to several public administration authorities. However, the amount of administrative data used has been increasing over the past few years.

The CSB currently uses **47** public administration registers and databases, as well as other types of information collected and updated on a regular basis. Quantitative and qualitative indicators of information sources have been improving year by year, and the CSB keeps track of administrative data source development processes. In accordance with the applicable laws and regulatory enactments, the CSB seeks to ensure that information can be used for the production of statistics as efficiently as possible.

In the role of a coordinator, the CSB has conducted a number of tasks: performed a comprehensive analysis of the use of administrative data, identified the problems and possible solutions, as well as submitted a **report** to the Ministry of Economy containing proposals for each ministry and its subordinate institutions.

In order not to increase the administrative burden, a uniform approach to data maintenance throughout the entire state administration system is needed. Currently there are more than 100 national databases. To make the information of the national registers suitable for statistical purposes, the following steps need to be taken:

- in legislation – formulate requirements for recording certain key indicators in the registers, incorporate rules that prevent reflection of distorted or false information in the registers (real estate transactions);
- in methodology – reach an agreement on indicator definitions, data collecting and compiling frequency, time period, etc;

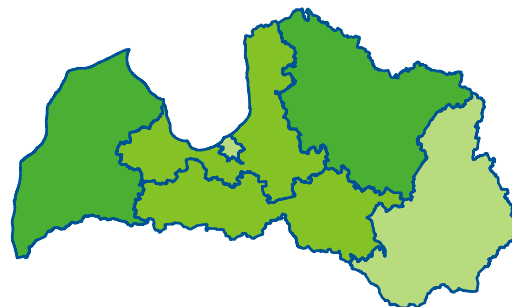


Administrative data and reduction of administrative burden

- technically – use the same codes, designations, etc.

Currently the use of administrative data poses a certain risk on data quality. Administrative data are initially collected not for the acquisition of statistical data, but for other purposes; therefore the CSB needs to invest extra work, eliminating inconsistencies, making additional calculations, adjusting the data to statistical definitions, etc.

There are a number of problems hampering data re-use in the **Statistical Business Register** and **business** statistics:



- State Land Service Address Register currently does not include all the addresses;
- Addresses recorded in administrative registers do not necessarily correspond to the provisions of Cabinet Regulations;
- The Commercial Law does not stipulate recording of the type of activity of merchants.

Lack of information increased the burden on CSB respondents in 2014 – identification of NACE code of newly registered enterprises, including micro-enterprises;

- The SRS does not provide information on the NACE code of local kind of activity or the number of employees.

In order to clarify information, additional reports were sent to companies: in 2011 to 3963 companies, in 2012 – to 4048 companies, and in 2013 – to 4593 companies.

- Databases of the Enterprise Register do not contain information on company founders.

The CSB experienced difficulty in communicating with respondents due to non-compliance of addresses and contact information.

- Not always the unified taxpayer identification number is used. For the purposes of adaptation of information for automated data processing, additional human resources need to be attracted.

For the calculation of the Latvian **foreign trade** data the CSB uses two data sources. Information on trade with non-member states is obtained from customs cargo declarations, while information on trade with EU Member States is collected and compiled using Intrastat (external trade statistics data



Administrative data and reduction of administrative burden

collection system) monthly reports. Use of VAT return data in the external trade statistics is hindered by the following factors:

- a significant number of incorrect VAT returns;
- frequent changes in laws and regulations.

In the field of **agricultural statistics** since 2008 the CSB has been receiving Rural Support Service (RSS) personal data on the sown area of EU direct area payment beneficiaries. These data are used by the CSB for forecasting the sown area of agricultural crops and harvested production, for updating the Register of Agricultural Holdings (recalculation of economic size of agricultural holdings), as well as for the pre-print of the Crop Production Survey. The RSS EU direct payments database provides information on total production and yield. Risk is posed by changes to the EU payment system that will take effect in 2015 and will affect the structure of direct payments database.

For the purposes of production of **social statistics**, administrative data are widely used for both regular surveys and the assessment of the number of population in the country.

Results of Population and Housing Census 2011 revealed that the Population Register (PR) included 155 thousand Latvian residents who had emigrated from the country. Therefore the CSB has developed a new population assessment methodology, and carries out assessment of permanent population on an annual basis using both PR and other administrative data at personal level. Administrative data are compiled in the **Social Statistics Data Warehouse (SSDW)**. The CSB improves the above mentioned methodology, and the requested additional information at the personal level was included in the SSDW. Thus, for example, a permission from 118 local governments has been received to use data on the benefits granted by local governments and the provided social services for the assessment of the number of population and for conducting the EU-SILC survey. Cooperative agreements with 15 higher education institutions have been signed for receipt of individual data on students and the received degree or qualification. The CSB has also introduced and mutually approved amendments to the cooperation agreement with the Road Traffic Safety Directorates for receipt of individual data on issuance/cancellation of driver's licences, as well as submitted a draft interagency agreement to the Prison Administration.

The fact that there still is no Register of Higher Education available in Latvia, hampers acquisition of the requested statistical data on public education institutions. Higher education institutions must complete long and complex

This is a tax form from the Latvian Revenue Service. It contains fields for reporting production, value added, and production expenses for the sale of production equipment in 2013. The form includes sections for 'Ražošanas apraksts' (Production description) with fields for 'Ražošanas veids' (Production type), 'Ražošanas apjoms' (Production volume), 'Ražošanas vērtība' (Production value), 'Ražošanas izdevumi' (Production expenses), and 'Ražošanas izdevumu rādītājs' (Production expense indicator). There are also checkboxes for 'Ar ražošanas izdevumiem' (With production expenses) and 'Bez ražošanas izdevumiem' (Without production expenses).

This is a tax form from the Latvian Revenue Service titled 'Pārskats par darbu' (Summary of work). It is used for reporting work-related data for the period from 1 January to 31 December 2013. The form includes sections for 'Darbinātājs' (Employer) and 'Darbinātājam' (Employer) with fields for 'Darbinātāja nosaukums' (Employer name), 'Darbinātāja adrese' (Employer address), 'Darbinātāja reģistrācijas numurs' (Employer registration number), 'Darbinātāja valsts' (Employer country), 'Darbinātāja veids' (Employer type), 'Darbinātāja statuss' (Employer status), 'Darbinātāja iestāde' (Employer institution), 'Darbinātāja veids' (Employer type), 'Darbinātāja statuss' (Employer status), 'Darbinātāja iestāde' (Employer institution), 'Darbinātāja veids' (Employer type), 'Darbinātāja statuss' (Employer status), 'Darbinātāja iestāde' (Employer institution).

This is a tax form from the Latvian Revenue Service titled 'Kontaktskaitļi par darbinātājiem un darbinātājiem' (Contact registers for employers and employees). It is used for reporting contact registers for employers and employees for the period from 1 January to 31 December 2013. The form includes sections for 'Darbinātājs' (Employer) and 'Darbinātājam' (Employer) with fields for 'Darbinātāja nosaukums' (Employer name), 'Darbinātāja adrese' (Employer address), 'Darbinātāja reģistrācijas numurs' (Employer registration number), 'Darbinātāja valsts' (Employer country), 'Darbinātāja veids' (Employer type), 'Darbinātāja statuss' (Employer status), 'Darbinātāja iestāde' (Employer institution), 'Darbinātāja veids' (Employer type), 'Darbinātāja statuss' (Employer status), 'Darbinātāja iestāde' (Employer institution), 'Darbinātāja veids' (Employer type), 'Darbinātāja statuss' (Employer status), 'Darbinātāja iestāde' (Employer institution).

Administrative data and reduction of administrative burden

statistical reports.

In the field of **macro-economic statistics** for the preparation of the information to be included in the Latvian System of National Accounts, the CSB uses practically all data available in the entire national statistical system, including those obtained from administrative data sources. In addition, the Treasury information system is used, and therefore there is no need to collect statistical reports on state and local government budget implementation. Employees of the Macroeconomic Department face the following problems:

- in some cases, the Treasury data are not detailed enough to assess state and local government budget transactions correctly and in accordance with the methodological requirements of the European System of Accounts ESA 2010;
- currently there are no single source for information on legal establishment, reorganisation or liquidation, subordination of state and municipal institutions.

Reducing respondent burden

To reduce respondent burden, a working group of representatives of the SRS, Latvian Chamber of Commerce and Industry, and the CSB was organised to evaluate and analyse the reports to be submitted in **2015**. An agreement was reached on reducing the number of report variables to be submitted in 2016, as well as on the extension of report submission period. Reports have been replaced with administrative data sources.

Form "2-labour"	From 2016, the Quarterly Report has been shortened, foreseeing a wider use of SRS administrative data. From 1 January 2015, local governments no longer need to provide information to the Ministry of Finance on expenditure on compensation, since this information will be collected, using form "2-labour-local governments".
Form "5-labour"	With respective Cabinet Regulations the short version of the survey form "5-labour-MKU" for micro-enterprises has been approved, and it does not include indicators that are already available in the SRS database.
Annual complex statistical report	Already since 2007, the complex statistical report does not need to be submitted by companies with the number of employees of up to 9, and up to a certain turnover threshold. 71 thousand companies do not need to submit this report for 2013. The CSB uses data of annual reports, VAT returns or micro-enterprise tax return data received from the SRS.



Administrative data and reduction of administrative burden

Report on financial performance – balance sheet and profit and loss statement data	75 thousand companies do not need to submit this report for 2012.
Monthly report on turnover in trade and services sectors	Starting from 2015, for around 1 500 companies the submission deadline of report "4-turnover" has been extended from day 9 to day 20.
Turnover report	The number of respondents has been reduced by 23% or 1 825 respondents, by means of reviewing the sampling principles.
Report on the use of ICT in enterprises and e-commerce	The number of respondents has been reduced by 20 % or 822 respondents, by means of reviewing the sampling principles.
Report on production and sale of industrial production and on provision of industrial services rendered in 2014 (1-Industry)	The number of respondents has been reduced by 8.8% or 220 respondents with the share of exports in industrial turnover > 90%.
Self-assessment survey of local governments (6-pvkj)	This survey has been terminated as of 2014, since it was topical only in the context of the regional reform and for evaluating the impact of the regional reform.
Investment confidence survey in construction (2-ibkj)	Terminated as of 2015.
Survey on confidence indicators in retail trade (3-TKJ)	The amount of information to be provided has been reduced.
Tourism businesses activity	As of 2014 only those merchants are surveyed who provide tour operator services. The number of indicators in the form has been reduced – data on the number of nights spent by travellers in their final destination are no longer collected.
Survey on sown area of organically grown crops	As of 2014 this survey is no longer conducted because data of the Agricultural Data Centre Organic Farming Statistical Information System will be used.
Report on electricity consumption	As of 2014, 6000 respondents no longer need to submit this report, since data of JSC "Sadales tikli" will be used.

ACTIVE INTERNATIONAL COOPERATION





ACTIVE INTERNATIONAL COOPERATION



In 2014, the CSB ensured an active international cooperation. As every year, the CSB updated the list of the EU legal acts in the statistical area that were binding for the CSB and appointed persons responsible for the implementation of the requirements of the new EU legal acts in the respective statistical domain. Last year 20 new EU legal acts were adopted on macroeconomic, business, agricultural, multi-domain, social and transport statistics. At the end of 2014 there were 394 legislative acts in the statistical area.

The CSB has coordinated the formulation of Latvia's position on different questions in the statistical area to be discussed in working groups of *Eurostat* and other EU institutions. In the reference period six national positions and instructions for the EU Council working party on statistics were prepared, as well as ten national positions and instructions on topical questions for the statistical area were updated, commented and coordinated with other institutions.

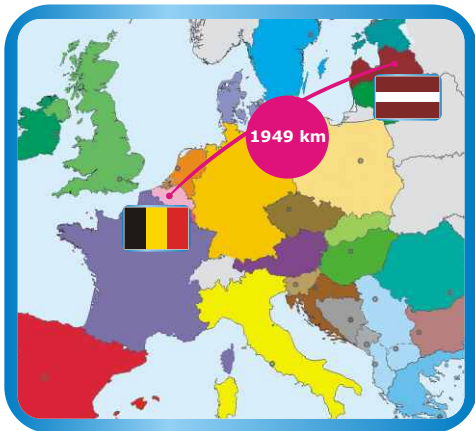
Cooperation with other institutions of the European Union and other international organizations

The Latvian Presidency of the Council of the European Union

From 1 July 2014 to 31 December 2015 Italy, Latvia and Luxembourg will hold the EU Council Trio Presidency for 18 months. From 1 January 2015 Latvia will undertake the tasks of the Presidency of the Council of the European Union for **six months**.

In this period the CSB will lead the Council working parties on statistics that will discuss questions on the development and improvement of legislative acts in different statistical areas. In order to lead the Council working parties on statistics the Latvian Presidency Working Group will fly a distance of 11 694 km, will spend about 30 hours in the air and will stay 18 days in Brussels.

At the end of 2014 on the Council level there were open seven proposals for legal acts in different development stages on macroeconomic, transport and price statistical areas. In conclusion of the Italian Presidency an understanding was reached on the draft Regulation on European Statistics, wherewith in the period of the Latvian Presidency translation of the Regulation in all EU languages will be harmonized. To ensure thorough and timely preparation and successful work of the the EU Council working parties on statistics meetings during the Latvian Presidency of the Council of the EU, a Presidency team has been set up in the CSB delegating a chair, a co-chair of the Council working party on statistics and involving experts, legal advisers and coordinators. The CSB Presidency team started to prepare for the the Latvian Presidency of the Council of the EU timely not only attending professional efficiency courses within the framework of the centralised training for the Presidency but also



Active international cooperation

taking over the experience of other Member States in holding the Presidency.

So in 27 – 29 August 2014 experts from Statistics Denmark conducted a training course for the CSB employees "The European Statistical System – running the Council Presidency within the ESS". The training course was attended by the CSB experts who will ensure a successful procedure of the Council working parties on statistics during the Latvian Presidency. As in the second part of 2015 Luxembourg will take over from Latvia the Presidency of the Council of the EU, a Presidency team from Statistics Luxembourg under leadership of its leader Serge Allegrezza also took part in the training.

Within the framework of the training course our specialists got acquainted with nuances of the EU decision-making procedure, especially getting an insight in the role of the Presidency in every decision-making process. Experts from Statistics Denmark also shared their experience on the organization of the presidency work and in leading the the Council working parties on statistics during the Presidency. Experts from Statistics Denmark acquainted also with formal and informal aspects of the negotiating procedure.

OECD

The CSB is the responsible institution for representing interests of Latvia in the OECD Committee on Statistics and Statistical Policy.

In 2014 two OECD missions took place in the CSB. In March 2014, **Paul Schreyer**, Deputy Director of the OECD Statistical Directorate, and **Julien Dupont**, Expert in Legal Matters, visited the CSB. The aim of the mission was to evaluate the compliance of the Latvian Statistical System with OECD requirements in the statistical area. In three days the OECD experts got acquainted with the process of data statistical data production, processing and dissemination in the CSB, as well as evaluated the input of the most important CSB partners (the Bank of Latvia, the Ministry of Finance and the Financial and Capital Market Commission) in the statistical production.

After the first OECD statistical mission that evaluated the compliance of Latvia with OECD statistical standards, Paul Schreyer mentioned that Latvia had fully been integrated in the European Statistical System. It means that the CSB is very close to the OECD international standards and requirements. Many statistical areas in Latvia have been already evaluated by *Eurostat*, and OECD can lean on this evaluation.

In the statistical peer review mission in November a team of OECD experts came to the CSB including 2 representatives of the OECD Statistical directorate, representatives of the USA Labour Statistical Bureau and Statistics Austria and an OECD consultant from Australia. The experts evaluated the



CSB experts prepare for Latvian Presidency of the European Union Council



OECD experts' visit consultation in the CSB on 26 March 2014

Active international cooperation



President of the CSB **Aija Žigure** (from the right) and Expert in Legal Matters of OECD **Julien Dupont** are ready for constructive discussion

compliance of the Latvian Statistical System with OECD recommendations and together with responsible specialists of the CSB and the Bank of Latvia discussed the main items included in the draft OECD evaluation report in such statistical areas as balance of payments, financial statistics and national accounts, price, employment, welfare statistics and other statistical areas.

The CSB experts within area of their competence regularly take an active part in OECD related activities, both participating in OECD international meetings and providing presentations and informing about achievements of the institution and best practice in each area.

Here can be mentioned the presentation of the CSB expert in the OECD Workshop on Subjective Well-Being Measurement and Policy Use in 23 – 24 June 2014 and a publication on the CSB experience in the development and introduction of the Integrated Metadata Driven Statistical Data Processing and Management System in the OECD Statistical Bulletin No 60 in January 2014.

The 100th conference of the Directors General of the National Statistical Institutes (DGINS).

One of the most important activities last year was the annual, already the 100th, Conference of the Directors General of the National Statistical Institutes (DGINS) that was organized by the CSB at the end of September in Riga.

The DGINS Conference is the most important forum where development trends of the ESS and future prospects are discussed. Its goal is to discuss themes related to statistical programs, methods and the statistical production process. The theme of the 2014 Conference was global business statistics. It discussed the role of business statistics in decision-making, evaluation of business activities and globalisation processes as well as the possible development of indicators that would allow catching the increasing influence of globalisation on economics. The Conference stressed the increasing role of globalisation on different economical sectors and the necessity to revise business statistics. Among main conclusions of the Conference was the appeal to correlate interests of policy-makers, statisticians and enterprises by reducing the administrative burden on enterprises as well as the necessity to work on internationally comparable and reliable statistics bearing in mind also the national interests of Member States. Taking into account the EU development priorities, increasing mutual dependence of global markets as well as the influence of economic globalisation on policy, in the Conference the Riga Memorandum was adopted. This document confirms the necessity for regular revision of business statistics bearing in mind comparability of results in order to harmonize them with development tendencies of business organisations.



The Integrated Statistical Data Management IT System (ISDMS)
Statistics Latvia: a metadata driven statistical production system

Abstract The integrated statistical data management IT system (ISDMS) is a modern and comprehensive solution for the statistical production process. It is designed to support the entire statistical production process, from data collection to data dissemination. The system is based on a metadata-driven approach, which allows for the integration of data from different sources and the automatic generation of statistical products. The ISDMS is a key component of the statistical production system in Latvia, and it is expected to improve the efficiency and quality of the statistical production process.

Keywords Metadata, Statistical production, Data management, IT system, Latvia.

Publication on the CSB experience in elaboration and introduction of Metadata driven integrated statistical data processing and management system in OECD Statistics Newsletter

Active international cooperation

the Conference is also followed by the meeting of the ESS Committee. The Riga Conference was attended by **Walter Radermacher**, Director General of *Eurostat*, **Vjačeslavs Dombrovskis**, Minister of Economics, **Aija Žigure**, President of the CSB, and by representatives from National Statistical Institutes of 39 other European countries. Among participants were also representatives from *Eurostat*, the European Commission, the OECD, the European Statistics Advisory Committee, the European Central Bank, the United Nations Economic Commission for Europe (UNECE) and the European Free Trade Association (EFTA).

The Minister of Economics stressed the need for information provided by statistical offices in the process of taking political decisions. As the Minister pointed out a relevant aspect is reliability of statistics and ensuring the administrative burden on a reasonable level, especially for small enterprises. The state administration more and more requires statistical data on different sectors of economics, but the price often is the reliability of these data and indisposition of enterprises to provide full information.

Walter Radermacher indicated stressing the necessity to revise business statistics: *„Business statistics is challenged by globalisation and its changes in economic activity of enterprises. Business statistics that we are using and producing today is still in the shape of 1960-ties thus it cannot accurately reflect the business processes nowadays. Today there are many multinational companies and long production chains. If we want portray the change and the economies at an international level, we have to look for new approaches to organisation of statistical production.“*

Eurostat Peer Review visit

Last year intensive work took place within the framework of the annual evaluation cycle of the European Statistical Code of Practice. The CSB specialists in the field of quality management coordinated filling in of the Peer Review questionnaires both in the CSB and in other national institutions producing European statistics as well as organised preparations for the *Eurostat* Peer Review visit that evaluated the compliance with requirements of the European Statistical Code of Practice of the CSB and two other state institutions producing European statistics – the Latvian State Institute of Agrarian Economics (LSIAE) and the Centre for Disease Prevention and Control (CDPC). In its terms, this evaluation is a comprehensive audit of the institution's economic activity. During the Peer Review visit three experts and an observer from *Eurostat* met CSB, LSIAE, CDPC employees, respondents, data users, representatives of the academic society and mass media.

Final reports of the Peer Review have been looked through, made more exact and approved. At the beginning of 2015 it is planned to publish them in the CSB homepage.



ESS Committee meeting in Riga
(from the right):
Director-General of *Eurostat*
Walter Radermacher,
President of the CSB **Aija Žigure**
and Minister of Economics
of the Republic of Latvia
Vjačeslavs Dombrovskis



Discussions on ESS development trends
in the DGINS 100th conference in Riga

Active international cooperation



CSB expert **Juris Breidaks** (from the right) with colleagues from Mathematical Support Division leads training to specialists from the Department of Statistics in Jordan on sampling methodology



Participation in the technical assistance projects co-financed by the European Commission

CSB experts actively continued the work in the Twinning project "Strengthening the capabilities of the Department of Statistics in Jordan". The objective of the project is to improve the capacity of the Department of Statistics in Jordan by ensuring the quality control of statistical data, improving sampling methodology, implementing international and European national accounts calculation methods, and by as developing IT systems and on-line dissemination of statistical data.

The CSB expert **Mārtiņš Liberts** in the Department of Statistics in Jordan (DoS) held consultations on the evaluation of use of the sample survey methodology in order to facilitate the development of DoS in Jordan in compliance with EU methodological guidelines. DoS specialists came also on a study visit to the CSB to get acquainted with sampling methodology in economic, agricultural and household surveys in Latvia.

Within the pre-accession instrument IPA 2011 "Multi-country statistical cooperation programs" representatives from State Statistical Office of the Republic of Macedonia came on a study visit to the CSB to acquire experience how Farm Structure Surveys are organised in Latvia: compilation of the list of indicators, sampling of farms, organization of the data collection process, analysis and dissemination of the collected data, evaluation of the data quality and use of administrative data sources for statistical purposes, acquaintance with the statistical Farm Register that has been used as a basis for sampling in agricultural surveys since 1999.

Within the framework of another Twinning project "Support to Development Process in the State Statistics Service of Ukraine with the Objective to Enhance its Capacity and Production" the CSB expert **Sarmite Prole** went to the State Statistics Service of Ukraine (SSSU) to consult and share experience in methodological items on enterprise groups. The SSSU representatives came to the CSB on a consultative visit on questions regarding structural business statistics.

Cooperation within the Baltic region

The long-term cooperation among Baltic statistical institutions was continued by coordinating different EU projects and activities, viewpoints and by exchanging experience. Within the framework of bilateral and trilateral cooperation specialists of the Baltic statistical institutions met in 14 activities: in Lithuania (three), in Estonia (five) and in Latvia (six).

The most important of them was the annual Steering Committee meeting (in

Active international cooperation

Estonia) on items regarding the evaluation of cooperation, planning and organization and possible cooperation in the implementation of the EU financed projects.

Colleagues from the Baltic countries discussed and shared experience also on statistical quality items, met in the annual meeting on statistical data dissemination. In 2014, also the following activities took place – the 18th Baltic Population Census seminar, meetings on the EU-SILC and HBS surveys and a meeting on modernization of social statistics.

Participation in other important international activities

The CSB management and experts took part in several important international activities on items regarding further development of the statistical sector, statistical standards and methodology and the increased importance of statistics under conditions of global economic crisis. The most important of them are:

- The 45th Session of the UN Statistical Commission in New York (USA);
- Meeting of the high level working group Vision 2.0 on Vision implementation in Rome (Italy);
- The 11th meeting of the Committee on Statistics and Statistical Policy in Paris (France);
- Meeting of taking over the trio presidency of the Council of the European Union in Athens (Greece);
- The 100th conference of the Directors General of the National Statistical Institutes (DGINS) in Riga;
- Meeting of the Committee of the European Statistical System in Riga;
- Negotiations with *Eurostat* managers on taking over the presidency in Luxembourg;
- Meeting on taking over the presidency of the Council of the European Union in Rome (Italy).

Other activities

An annual tradition is celebration of the European Day on May 9. In 2014 on this day **Uģis Zanders, project coordinator**, Presidency program planning department, Secretariat of the Latvian Presidency of the EU Council, visited the CSB and informed the audience about current events of the Latvian Presidency of the EU Council. But the specialists of the EU Affairs Coordination Division of the CSB acquainted the audience with work done in connection with the accession process to OECD and preparing for the presidency. In the conclusion the CSB employees took part in a competition and they were invited to make their own presidency flag.



Annual Baltic Steering Community meeting in Estonia on 21 May 2014



Celebration of the European Day in the CSB

COMMUNICATION WITH MASS MEDIA AND SOCIETY



COMMUNICATION WITH MASS MEDIA AND SOCIETY



Communication with media

Press releases

In 2014, the CSB published 198 press releases. Of which 21 was press release on events in the Central Statistical Bureau (visits of experts from other countries to CSB, DGINS conference, the CSB 95 years anniversary, etc.).

On 6 June 2014 the CSB carried out press conference on international migration of population, number and changes of population of Latvia in 2013.

Media monitoring

In May – December 2014, mass media mostly disseminated press releases on demography (18.5%), inflation (11.6%), employment (10.6%), foreign trade (8%), GDP and industry (7% on average).

In media the CSB is mostly mentioned neutrally with secondary meaning, supplementing the articles and stories with the CSB data.

Media requests

In 2014, public relations managers have received 171 information request from media in Latvia and abroad. Most often the CSB data or comments were requested by LTV (16 times), Dienas bizness (12), Latvijas Radio (11), Latvijas Avīze (8), Diena (7), TV3 (6), BNS (6), Neatkarīgā Rīta Avīze (6), LNT (4), LETA (3) and LSM.LV (3).

Communication with Users

Answers to questions

In 2014, the CSB has answered 1 352 information requests, as well as 27 data users had chosen to receive monthly or quarterly custom made datasets.

Since 2004 the CSB provides *Eurostat* data user support service in Latvia. In 2014, *Eurostat* Data Support Centre responded to 323 requests received electronically, by telephone and in person.

In 2014, data users were interested the most in statistics on consumer prices (inflation), foreign trade, financial indicators, labour remuneration.

Twitter account

In 2014, the CSB started social network monitoring, i.e., filter of *Twitter* messages in *Tweetdeck* platform using several key words related to statistics.

Audience reached by source (mln)

Financenet.tvnet.lv	22.0
la.lv	19.5
nra.lv	16.8
rus.delfi.lv	16.4
tvnet.lv	15.7
delfi.lv	15.0
db.lv	13.4
diena.lv	13.4
apollo.lv	10.3
rus.kasjauns.lv	9.7
Vesti Segodna	9.5
Neatkarīgā Rīta Avīze	9.3



CSB_Latvia
CSP_Latvija

Communication with mass media and society

This allowed public relations managers to take part in discussions and give answers to questions also in cases when these questions were not directly addressed to the CSB, but they were related to availability or interpretation of statistical data.

Data path to users

Homepage

The CSB homepage was visited 836 597 times, number of new homepage users has increased. Out of all homepage sections most visited was section "Metadata".

School corner in homepage

In 2009, the CSB launched project "School corner" of "Statistics for pupils and teachers". Probably this was the first endeavour of the CSB to explain statistics in a simple manner.

"School corner" is mainly foreseen for 9th grade in learning geography and economics. Initially 45 informative materials on various subjects had been created, for example, number of population, age dependency ratio, climate, education, tourism, GDP and other subjects. Last year two new subjects were created: "Information technologies" and "Information technologies in EU".

All informative materials are updated at least once a year.

To find out user satisfaction with "School corner", electronic survey was made. 36 respondents took part, of which 82% have used materials. But 75% of users who never used it before did not know about availability of such materials.

The aim of the survey was to find out if contents and visual representation of the informative material meets users' needs. Majority of the respondents evaluated the "School corner" positively.



Communication with mass media and society

Majority of the respondents evaluated the "School corner" positively.

Contents

Answer	Per cent
Suitable for topic discussed	78.3
Too complicated	0.0
Not interesting	4.4
Not clear	4.4
Outdated	13.0
Other	8.7

Visual representation

Answer	Per cent
Visually attractive	73.9
Suitable for topic discussed	34.8
Too colourful	0.0
Visually cluttered	4.4
Other	8.7

Publications

In 2014, all publications are available for downloading free of charge. From the last year's publications "Statistical Yearbook of Latvia 2013" was downloaded the most. Gradually historical publications, e.g., "National Economy of Latvia in 1928", "Latvia in ten years", etc. are published on the homepage.

Infographics and videos

10 infographics were published in 2014. They reflect various topical socio-economic subjects: youth, travellers, women, fathers and other subjects.

To celebrate World Statistics Day in October infographic "Latvia as 100 people" was prepared, which was very popular among *Twitter* users (6423 impressions, 268 clicks).

This year licence free tool *Infogr.am* was used to visualize data. *Infogr.am* is a data visualisation tool developed in Latvia, which has gained international recognition among media and data distributors. *Infogr.am* was used providing answers on questions received on *Twitter* account (foreign trade of chocolate and other food preparations containing cocoa in Latvia in 2013, illiteracy in Latvia). Infographics like World Food Day, World Teacher's Day, Education, Migration trends were created with the tool.

To present Latvian statistics the animation video "Statistics Latvia – about Latvia and Latvians" was developed, which represents interesting facts on Latvia and its population. Data of Youtube Analytics show that from the moment this video was published until the end of 2014 it was viewed 16.9 thsd times. The video was viewed mostly by users in Latvia (68% of views) and the UK (7.8%).



Communication with mass media and society

Statistics databases

Data were updated according to release calendar; tables on new subjects were published, as well as quality of metadata was improved. Coding of indicators using SDMX standard was started, which will improve machine to machine data transfer, data processing and re-use. PX-WEB software is used in many statistical institutions, therefore R code for machine reading is already available (<https://github.com/rOpenGov>).

The CSB output databases were set up with the latest *PX-WEB* version providing several improvements:

- data selection in three steps: choose table, select variables, show table;
- link to metadata can be accessed in all data selection steps;
- search;
- hierarchical selection of indicators where possible (e.g., NACE);
- explanatory notes can be attached directly to data cells (previously only a table or an indicator);
- API interface for machine to machine reading.



DS06. STRĀDĀJOŠO REGULĀRĀ MĒNEŠĀ VIDĒJĀ BRUTO DARBA SAMAKSA PA DARBĪBAS VEIDIEM/ PA CETURKŠŅIEM (euro)

Informācija Zemsvītras piezīmes Metadati

Atlasīt visu Notīrīt visu Atvērt visu Aizvērt visu

Darbības veids (NACE 2.red.)

- PAVISAM
 - (A) Lauksaimniecība, mežsaimniecība un zivsaimniecība
 - (01) Augkopība un lopkopība, medniecība un saistītas palīgdarbības
 - (02) Mežsaimniecība un mežizstrāde
 - (03) Zivsaimniecība
 - (B) Ieguves rūpniecība un karjeru izstrāde
 - (06) Jēlnafts un dabasgāzes ieguve
 - (08) Pārējā ieguves rūpniecība un karjeru izstrāde
 - (09) Ar ieguves rūpniecību saistītās palīgdarbības
 - (C) Apstrādes rūpniecība
 - (10) Pārtikas produktu ražošana
 - (10.1) Gaļas un gaļas produktu ražošana, pārstrāde un konservēšana
 - (10.2) Zivju, vēžveidīgo un mikstmiešu pārstrāde un konservēšana

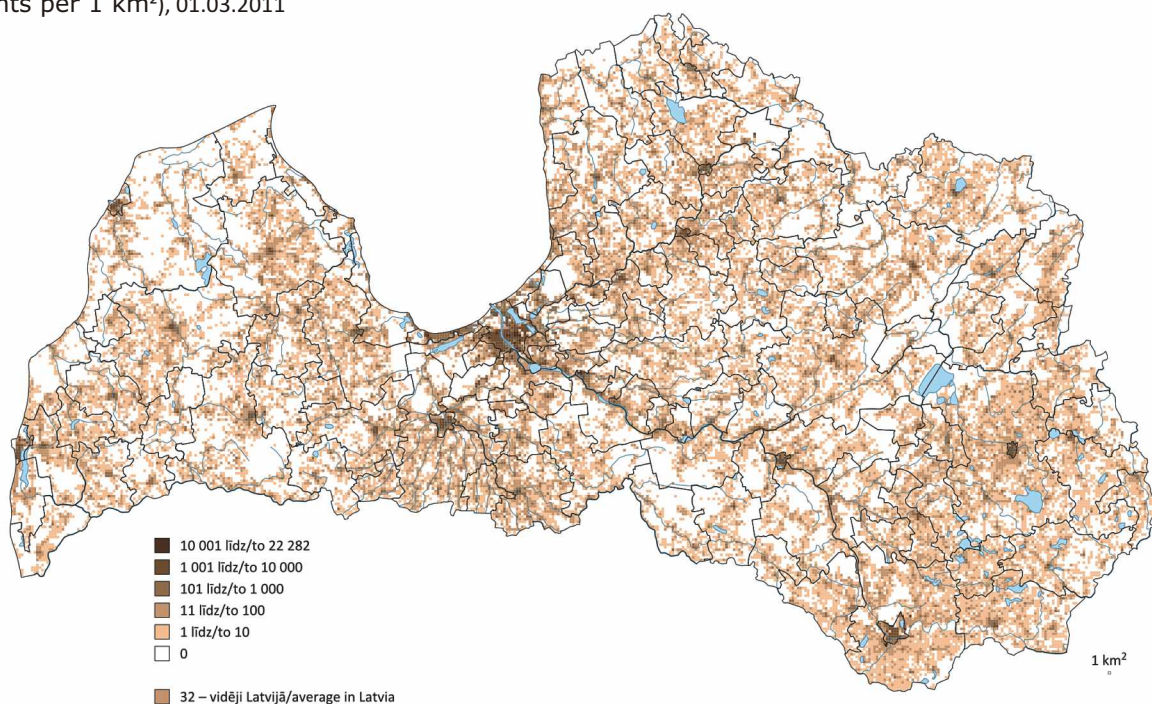
Communication with mass media and society

Geographic information systems

As of September 1, 2014, the CSB provides spatial data analysis and visualisations. On December 29 first results of this work were published on the CSB homepage – a grid map (1x1 km) – population density, share of resident population who use Latvian, Russian and Latgalian according to Population Census 2011 data.

Resident population density

According to results of the Population Census (inhabitants per 1 km²), 01.03.2011



The grid map is also available in vector form (shape files) and data in CSV format, allowing anyone interested to create maps and analyse spatial data.

Grid maps were popular and confirmed great public interest in the open data initiatives and potential of spatial data.

Communication with mass media and society

Individual data for research and studies

The CSB offers individual data that have high analytic potential and can be used to model socio-economic processes.

To protect individual information of respondents, the CSB provides an opportunity to work with individual data in two ways, anonymised file is handed over to researchers, or data set is available through remote access system. Remote access system reduces risk of disclosure of confidential information, since the CSB can monitor researchers' activities with the data.

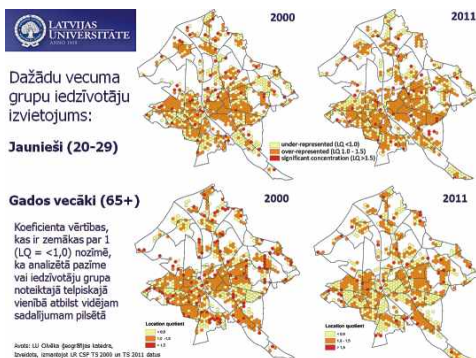
The greatest interest is in microdata of Labour Force Survey, Household Budget Survey, EU-SILC survey on Population Health.

Research projects on enterprise statistics data take place in remote access system. The most important of them include:

- research on the competitiveness of enterprises carried out by the Bank of Latvia;
- research "Spatial Changes and Development of the Settlement Pattern in Latvia" carried out by the University of Latvia.

In 2014, 9 new agreements on the use of individual statistical data for research purposes were concluded.

Public use files of Labour Force Survey and Household budget survey are also available on the CSB homepage.



Research of University of Latvia
on migration of youth

PERSONNEL





PERSONNEL

The CSB bases its activity on common values – knowledge, society, openness, rule of law and responsiveness. The core value of the institution is highly-educated, professional, honest and reliable, quality and goal oriented personnel possessing excellent communication skills. The CSB employees are competent, motivated, result and service-oriented, they improve process of collection of statistical data, develop methodology, make work processes and methods more effective as well as work in task groups and seminars in Latvia and abroad.

On 1 September 2014, the CSB celebrated its **95th** anniversary. The State Statistical Office (Central Statistical Bureau) was founded on 1 September 1919 almost simultaneously with the birth of Latvia. The CSB has become a reliable statistical institution that meets international standards and requirements. During the anniversary employees' progress towards the achievement of goals was evaluated, and for significant contribution in developing the statistical system best employees were awarded with the CSB recognition and CSB gratitude. There is a large number of people with valuable experience in statistics; however, contribution of some of them in developing statistics in Latvia as well as abroad should be particularly emphasised.



The **CSB recognition** for valuable contribution and merits in the development of the Statistical System of Latvia was awarded to:

Janīna Dišereite – Director of the Strategic Planning and Resources Management Department;

Dace Deinate – Senior Officer of the EU Affairs Coordination Division.

The **CSB gratitude** for long-term and professional work in the statistical system was awarded to:

Izīte Gramberga – Director of the Agricultural and Environment Statistics Department;

Jānis Bērziņš – Head of Valmiera Data Collection and Processing Centre;

Konstantīna Seile – Head of Preiļi Data Collection and Processing Centre;

Ira Rieksta – Head of Kuldīga Data Collection and Processing Centre;

Tatjana Junsone – Head of the Annual Statistics Data Collection and Processing Section of Statistical Data Processing Department;

Sarmīte Krēgere – Head of the Short-term Statistics Data Collection and Processing Section of Statistical Data Processing Department;

Iļona Millere – Deputy Director of the Statistical Data Processing Department in Statistical Data Collection Organization Section;

Inguna Magone – Deputy Head of the Statistical Data Collection Organization Section of Statistical Data Processing Department;

Personnel

Tatjana Glazunova – Statistician of the Annual Statistics Data Collection and Processing Section of Statistical Data Processing Department;

Valentina Dubakina – Deputy Head of the State and Local Government Budgetary Institution's Data Collection and Processing Section of Statistical Data Processing Department;

Ilgvars Kaparkalējs – Senior Officer of the Investment and Real estate Statistics Section of Business Statistics Department;

Inese Paņko – Senior Officer of the Business Registry Section of Business Statistics Department;

Ira Šleiere – Senior Officer of the Transport and Tourism Statistics Section of the Agricultural and Environment Statistics Department;

Elīta Kalniņa – Deputy Director of the Macroeconomic Statistics Department in Quarterly National Account Section;

Vija Veidemane – Head of the Government Finance Section of Macroeconomic Statistics Department;

Elga Bendrāte – Deputy Director of the Macroeconomic Statistics Department in Foreign Trade Statistics Methodology, Analysis and Dissemination Section.

The **CSB gratitude** for high achievements, professionalism and exemplary execution of duties was awarded to:

Guna Karlsonē – Senior Officer of the Agricultural Statistics Section of the Agricultural and Environment Statistics Department;

Sarmīte Briede – Senior Officer of the Culture, Education, Science and Health Statistics Section of Social Statistics Department;

Guntis Lejnīeks – Senior Officer of the Wage Statistics Section of Social Statistics Department;

Maija Jansone – interviewer of the Interviewer's Coordination Section of Social Statistics Section;

Pēteris Veģis – Deputy Director of the Social Statistics Department in Population Census Section.

The **CSB gratitude** for valuable contribution to the development of environment, energy and forestry statistics was awarded to:

Alda Jirgensone – Senior Officer of the Environment and Energy Statistics Section of the Agricultural and Environment Statistics Department;

Personnel and personnel management

At the end of 2014 there were 556 posts at the CSB: 267 civil servants (48%), as well as 289 employees working on a contract basis (52%). It must be noted that 20.4% of employees like interviewers and price recorders have their offices in Kuldīga, Preiļi, Valmiera or some other places.



“We are proud of them!”
President **Aija Žigure**
and rewarded on the anniversary
of the CSB on 2 September 2014

Personnel

77% of the CSB employees have higher education, of which 174 or 42% have Master's Degree. There are four Doctors of Science working in the institution. 23% of the employees have secondary vocational or secondary education. The majority of employees (257 or 62%) have obtained higher education in economics and IT related fields, of which 20% – in statistics area, 47% – in economics/finances area, 21% – in management sciences and business administration, 13% – in IT field, but 38% of employees – in other fields of education (legal science, mathematics, sociology, etc.). During the last years turnover of personnel has increased significantly, and in 2014 it reached 10%. Last year the CSB organised 81 personnel selections for civil servant and employee posts resulting in an appointment of 23 employees, but employment agreement was concluded with 29 employees. Not all selections for civil servant and employee posts resulted in an appointment of employees: in 15 cases applicants did not have all the necessary skills or knowledge to perform professional duties, in turn, in four selections no applicants applied, therefore, 19 selections ended without any result. After the selection was concluded five applicants refused from the post offered.

In order to ensure good governance and implementation of tasks of the structural units and to improve the skills of civil servants, in 2014, 6 civil servants were promoted, 4 of them to management positions.

In 2014, 47 new employees commenced work at the CSB, in turn, 52 employees terminated service or labour relations.

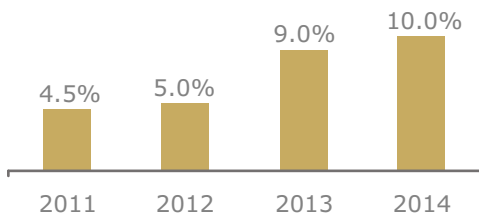
In staff rotation process the CSB loses resources invested in retraining of staff, moreover, if highly qualified and professional employee terminates labour relations, new employees need time to acquire knowledge and skills necessary for high-quality performance of their duties. Main reasons for termination of labour relations is uncompetitive wages in the public sector, change of activity or place of residence, as well as rotation within the CSB.

In the future we will develop and improve current management system, basing on the united HR processes: system of selection, estimation, development and wages and salaries has been implemented, which promotes professionalism of all CSB employees irrespective of their post to ensure execution of the key functions and tasks of the institution.

Structural optimisation

Implementation of the key function of the institution (provision of statistical information) is carried out by **seven** departments: Price Statistics Department, Agricultural and Environment Statistics Department, Macroeconomic Statistics

Staff turnover
(2011 – 2014)



Length of service of employees in the CSB:

127 – 0 to 5 years

202 – 6 to 10 years

90 – 11 to 20 years

124 – more than 20 years

Personnel

Department, Social Statistics Department, Business Statistics Department and Information, Publishing and Printing Department, but collection of statistical data from respondents is ensured by Statistical Data processing Department and three Data Collection and Processing Centres, which are located outside Riga – in Kuldīga, Preiļi and Valmiera. Also **two** independent divisions are involved in ensuring statistical information: Mathematical Support Division and Statistical Methodology and Organisation Division.

Support functions in the CSB are carried out by three departments (Legal and Corporate Services Department, Information Technologies Department, Strategic Planning and Resources Management Department), as well as independent divisions – EU Affairs Coordination Division, Technical Operation and Maintenance Section, as well as President's Office.

On 1 March 2014 structural changes have been made in the Social Statistics Department – Interviewer's Coordination Section was reorganized and Household Survey Preparation and Supervision Section was formed with an aim to advance quality and timeliness of interviewers' work, to improve maintenance of the existing telephone database, as well as to implement test of new surveys or new survey modules.

To promote quality and timeliness of data collection and processing, as well as to improve internal consistency of data and to ensure more effective cooperation with respondents by optimizing functions, on 1 January 2014 the reorganized Statistical Data Processing Department started its work. New sections were created in the department: Statistical Data Collection and Organization Section, Large Enterprises' Data Collection and Processing Section, State and Local Government Budgetary Institutions' Data Collection and Processing Section, Annual Statistics Data Collection and Processing Section, Short-term Statistics Data Collection and Processing Section.

On 1 December 2014 transfer of functions in the Business Statistics Department was carried out, creating new sections: Industrial and Construction Statistics Section, Enterprise Finance and Investment Statistics Section, Enterprise Structural Innovation Statistics Section. Reorganisation was carried out to improve calculation of indices and data analysis methods, to develop estimation of the use of administrative data of analytic work, as well as to improve timeliness and quality of data preparation and publishing.

To ensure centralized support in issues related to planning, quality, classification, standardization and mathematical methodology of statistics, in December Statistical Methodology and Organisation Division and Mathematical Support Division were reorganized, creating Statistical Methodology and



Studies for statisticians

of Data Collection and Processing Centres on innovation and research statistics

In studies the main emphasis is put on resolution of practical issues in cooperation with respondents: explaining the purpose of the survey, answers to unclear questions, additional explanations to methodology

Personnel

Quality Department, which started its work on 1 January 2015.

Professional development and training

To ensure high quality of work, employees have an opportunity to improve professional knowledge in professional courses. Also internal trainings and informative events are organized in the institution, which are conducted by recognized specialists of the specific area.

The CSB ensured 410 employees with training in 80 external trainings, as well as 1 119 employees participated in internal trainings (51), where CSB specialists shared their knowledge. Internal trainings for personnel conducted by specialists of the institution were organized on a regular basis for more effective performance of field tasks in work with data collection, processing, analysis and dissemination, of which workshop was organized for price recorders to discuss the current methodology and practical issues of price recording. In January 2014 there was organized a training for statisticians of Valmiera Data Collection and Processing Centre on the report 1-industry, 1-energy, 1-energy (annex) and 2-EK. Also informative workshops are organized, where participants of the European Statistical Training Programme (ESTP) inform other CSB employees on knowledge gained in training and latest trends in each topic of training.



Experts from the CSB participate in the 18th Baltic States seminar in Vilnius on Population Census on 16 December 2014

CSB employees participated in *Eurostat* committees, working parties and task force meetings, as well as in the training of European statisticians and a high level international activities on the development and harmonisation of new statistical standards and methodology. Altogether 108 employees took part in 243 meetings (including 70 *Eurostat* working group meetings, 22 *Eurostat* task force meetings, 9 *Eurostat* committee meetings, 11 Council Working Party on Statistics meetings), of which 24 employees participated in 23 training courses.

Knowledge and skills of the CSB experts are highly appreciated also at the international level. CSB experts provided training to the Jordanian Statistical Authority, State Statistics Service of Ukraine, shared their experience with a number of specialists from European statistical authorities – Lithuania, Estonia, Slovenia, Macedonia.

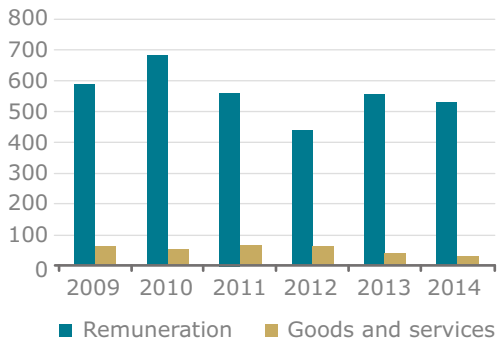
FINANCIAL STATEMENT OF 2014





FINANCIAL STATEMENT OF 2014

Expenditure in grant projects
(thst euro)



1. Subsidy from general revenue, total – euro 9 294 032 including:	
■ programme “Provision of Statistical Information”	euro 8 624 716
■ programme “Implementation of European Community Initiative Projects and Activities”	euro 620 998
■ programme “Ensuring Latvian Presidency in the European Union Council in 2015”	euro 48 318
2. Revenue from chargeable services and other own income	euro 298 742
3. Transfers	euro 10 070
Total revenue	euro 9 602 844

Central Statistical Bureau budget execution in 2014

1. Current expenditure euro 9 020 820 including:	
1.1. Wages and salaries	euro 5 643 747
1.2. State social insurance contributions	euro 1 811 920
1.3. Business trip expenses	euro 221 398
1.4. Payment for services, purchase of materials	euro 1 343 755
of which:	
■ payment for postal, telephone and other communication services	euro 131 544
■ expenditure on public utilities	euro 147 472
■ expenditure on the purchase of goods and equipment	euro 210 137

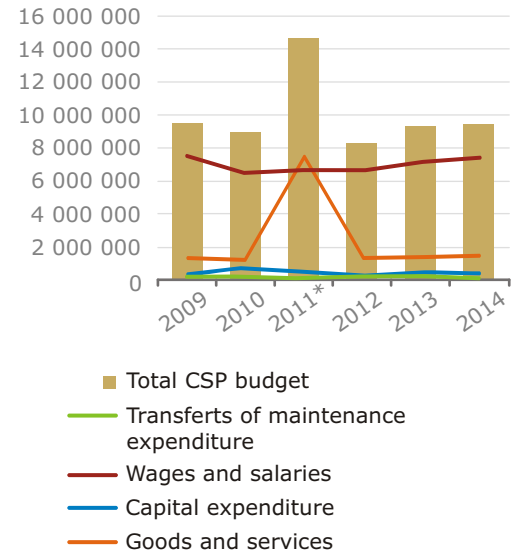
Financial statement of 2014

2. Transfers of maintenance expenditure	euro 32 726
3. Capital expenditure euro 480 757 including:	
intangible assets	euro 259 706
vehicles	euro 24 200
hardware, communication, and other office equipment	euro 125 678
other fixed assets not classified above	euro 71 173
4. Repayment of expenditure in the state budget for the European Union co-financed projects	euro 470 657

Total expenditure

euro 9 534 303

Implementation of the CSB budget (euro)



*Including expenditure on Population and Housing Census 2011

ACTIVITIES PLANNED FOR THE NEXT YEAR



ACTIVITIES PLANNED FOR THE NEXT YEAR




In order to provide domestic and foreign data users with timely, accurate, complete, comprehensible and internationally comparable statistical information using modern information technology solutions and best practices, as well as in order to implement budget programme objectives and acquire funds, the CSB will employ methods aimed at improving performance results, develop information systems, improve co-operation with maintainers of external registers and information systems. Special attention will be paid to reducing the administrative burden, as well as to introduction of structural changes. It will also work on raising professional abilities of the CSB staff members, and implement the good governance principles.

The CSB will introduce the priority measures and targets provided for in its operating strategy, it will strengthen its role in the European Statistical System and will participate in the implementation of Vision 2020 initiative. The CSB will also carry out grant projects and within the limits of its competence provide support to the Latvian Presidency of the Council of the European Union in 2015.

Priority measures for 2015:

- improve statistical data collection process in order to raise the quality of the information received and reduce the burden of submitters of official statistical reports, by means of using the data available in registers;
- develop guidelines for the assessment of administrative data used for production of official statistics;
- develop statistical methodology, improve the direct and indirect methods for assessment of statistical information in order to improve data accuracy;
- promote the use of information available in administrative data sources and regular surveys conducted by the CSB, and in collaboration with other organisations implement the action plan for Population and Housing Census 2021;
- improve population assessment methodology by means of a microcensus;
- create a responsive website design and adapt the content for the use with different types of devices;
- expand the home page section *Statistics for Students and Teachers*, publishing information on statistical data collection, calculation, processing, and confidentiality issues;

eu2015.csb.gov.lv




„Vision 2020“



EUROPEAN
STATISTICAL
SYSTEM

Activities planned for the next year

- develop recommendations for proper data visualisation, prepare examples, explanations and other materials to be offered to the data users;
- continue implementation of the CSB quality management system (QMS), ensuring a systematic approach to the process management, continuously improving and developing CSB products and services. Ensure maintenance and development of the QMS according to LVS EN ISO 9001 standard, ensuring process standardisation and optimisation;
- coordinate implementation of the European Statistics Code of Practice and monitoring of compliance in the system of official statistics in Latvia;
- improve and develop a user and respondent safe and friendly electronic data submission system as the only direct means of data collection.



By active participation in the Council of the European Union and *Eurostat* task forces, committees, and in the EU legislation development process, the CSB will also contribute to the development of the international statistical system.

CENTRAL STATISTICAL BUREAU OF LATVIA

Report developed by:

Dzidra Ceihnere

Information for the report was provided by:

Anita Raubena, Dace Tomase, Dana Zariņa, Ieva Aināre, Ieva Zemeskalna, Ilze Januška, Ilze Skujeniece, Inga Kunstvere, Guna Graudiņa, Janīna Dišereite, Jolanta Minkevica, Maranda Behmane, Pāvels Onufrijevs, Ramona Skakunova, Uldis Ainārs, Vita Kisļicka

Typesetting, design:

Maija Graudiņa

Editor:

Diāna Ļubarte

Photographs by:

Kaspars Vasaraudzis, Pēteris Veģis, SIA "Studio F64"

www.csb.gov.lv
Lāčplēša Street 1, Riga, LV-1301
Phone 67366850, fax 67830137
e-mail csb@csb.gov.lv

